

Graphtec CE6000-ASC 15"
Desktop Vinyl Cutter and Plotter w/
Automatic Sheet Feeder

Instruction Manual



Provided by

MyBinding.com
When Image Matters.

Call Us at 1-800-944-4573

GRAPHTEC

Increased ease-of-use and newly developed software deliver high performance and productivity!

NEW Cutting Plotter CE6000 Plus series

CE6000-40 PLUS / CE6000-60 PLUS / CE6000-120 PLUS

- Family of three sizes to suit your applications
- New ARMS 5.0 for improved Print & Cut
- Increased cutting force 4.41 N (450 gf)
- Rugged design with new features for reliable long-length tracking
- Large graphic type LCD with support for 10 languages
- Switchable operation modes (Simple/Normal) for ease of use



Improving work efficiency with new enriched software !

Plug-in software
for Illustrator & CorelDRAW
Cutting Master 4

Graphic design software
Graphtec Pro Studio
Graphtec Studio (for Mac OS)

Optional
Advanced graphic design software
Graphtec Pro Studio Plus

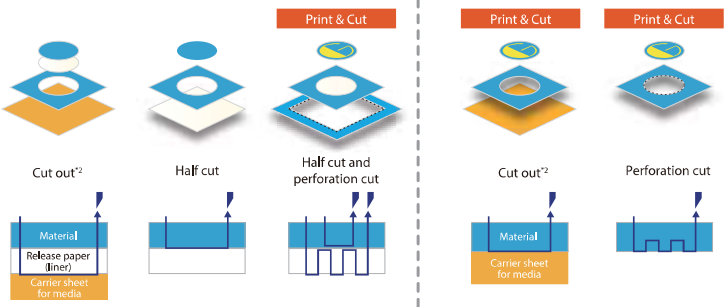
www.graphteccorp.com



Supports multiple cutting methods with a max force of 4.41 N (450 gf), speed of 1000 mm/s*1 and perforation cutting ability.

Self adhesive sheet (Marking, label)

Paper or others (medias with no liner)



Reliable long length tracking in 5 m long*3

The new media stocker ensures a more stable media feed. A brake system is incorporated to assist loading heavy rolls of media properly. On the CE6000-120 PLUS, the pressure of the center push roller has two settings to suit all types of media. It prevents media lifting without leaving a trace mark and provides stable long-length cutting. The optional basket improves long-length cutting even further.



Switching the pressure of the center push roller (CE6000-120 PLUS)



Media brake on the media stocker (CE6000-60 PLUS/120 PLUS)



Basket (Option for the CE6000-60 PLUS/120 PLUS)

Three sizes to best suit your applications

The size of these three models corresponds to their mountable media widths: 484 mm (19 in.), 712 mm (28 in.), and 1346 mm (52 in.).

The cost/performance leading cutting plotter continues to evolve

The CE6000 Plus series is equipped with professional features such as a registration mark sensor and perforation cutting ability at a low cost. Supported software includes advanced cutting functions that improve work efficiency and productivity.



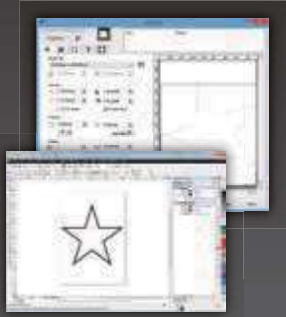
Create advanced cutting designs and control cutting plotters with enhanced software.

NEW

Plug-in software for Illustrator & CorelDRAW

Cutting Master 4

Cutting Master 4 is Graphtec plug-in software for Adobe Illustrator and CorelDRAW Graphics Suite. It sends cut data to the plotter and includes a variety of functions such as: preview, registration mark creation, tool conditions, cut job settings and more. Cutting Master 4 is easy to use and enables you to get the best performance from your plotter.



Supported OS*	Windows 10 / 8.1 / 8 / 7 Mac OS X 10.7 - macOS 10.13	Supported software*	Adobe Illustrator CC2018/CC2017/CC2015.3/CC2014/CC/CS6/CS5/CS4* CorelDRAW Graphics Suite 2017/X8/X7/X6/X5/X4
---------------	---	---------------------	---

< Major Features >

- Editing position on media, enlarging and reducing the graphic directly within the preview windows
- Creating an outline of a letter, recognizing a line width and the overlap
- Output by layer or color
- Insert weeding lines & borders
- Split large objects into smaller pieces with the tiling function
- Supports the connection and switching of multiple plotters

NEW

Graphic design software

Graphtec Pro Studio Graphtec Studio

Easy-to-use application software for creating original designs. Includes enhanced functions such as auto-shapes, shading, and editing functions. It can also configure the cutting conditions and other settings on the plotter. Supports importing of EPS, Ai*3, CMX*3, and PDF*3 file types. Graphics created with other popular design software can be imported into the software.



Supported OS*	Graphtec Pro Studio Graphtec Studio	Windows 10 / 8.1 / 8 / 7 Mac OS X 10.6 - macOS 10.13
---------------	--	---

< Major Features >

- Creating designs using auto-shape, various line type, etc.
- Auto-trace (supporting bmp, tiff, jpeg, etc. image format)
- Supports the connection and switching of multiple plotters
- Import EPS, DXF format files and other raster format files
- Output by color
- Insert weeding lines & borders*3
- Editing text using rotate, mirror, fit-to-shape, etc.
- Import EPS, DXF format files



Cost / Performance Leading Cutting Plotter CE6000 Plus series

Intuitive operation

Graphtec greatly values the importance of simple operability - which is reflected through the CE6000's intuitive operation panel, quickly adjustable user settings, and automatic registration mark sensing system to support print and cut alignment.



Large, Backlit LCD screen

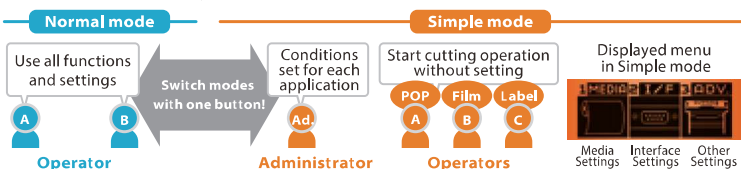
Clearly navigate settings of the CE6000 using its large LCD screen (240 x 128 dots) and tactile control panel. This screen is icon driven and supports 10 languages.



Easier to cut in simple operation mode!

Simple mode

Two set up menus, Simple and Normal, are available and can be chosen by the operator as desired. In the Simple operation mode, selecting the type of media also sets the necessary cutting conditions.



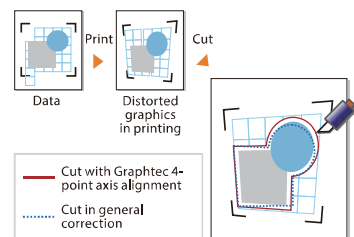
Saving cutting conditions

8 separate cutting conditions for different media types can be set and stored on the CE6000, making it easy to switch between jobs.

Improved Print & Cut productivity with ARMS 5.0 (Advanced Registration Mark Sensing system)

4-point axis alignment

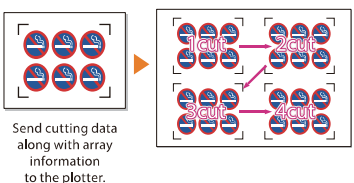
This feature compensates for any skewing and shrinking on the X and Y-axis using sophisticated algorithms. This leads to more accurate registration and improves the reliability and quality of Print & Cut.



Multiple-mark compensation

When a design is printed using the matrix copy function, the marks are read and contour cutting is repeated for each copy. It can significantly improve productivity for Print and Cut.

* This function is available when supported software is used.



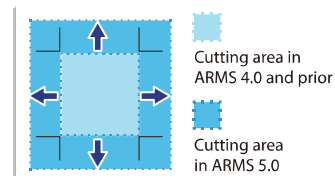
Copy with ARMS

The COPY key allows fast access for making copies of downloaded data. It also supports cutting data including the ARMS control command for processing multiple sheets without a PC.



Expanded effective cutting area

The ARMS system expands the cutting area to include outside of the area enclosed by registration marks. This increases production efficiency by reducing media waste.



- *1 CE6000-120 PLUS
- *2 Carrier sheet is required for feeding the media.
- *3 In the CE6000-60 PLUS and CE6000-120 PLUS Operated with Graphtec specified cutting conditions and media. In long-length cutting jobs, the basket is used.

Full of functions specialized for cutting! Fit to create advanced design and more productivity

NEW

Optional Advanced graphic design software

Graphtec Pro Studio Plus

This is the enhanced edition of Graphtec Pro Studio. It is optional software with functions for improving productivity and advanced design. Additional functions include: transformation of characters and graphics, bar-code creation, nesting, directional change and changing cutting order, and more.

< Major Features >

- Deformation, shadow, and stripe of texts and shapes
- Spell Check
- Vectoring
- Filter for bitmap image
- Serialized number, Bar-code, QR code, etc.
- Power Nest (Nesting)
- Cutting simulation (Changing cutting order)
- Output by layer or color
- Add weeding lines / borders

< Major Features of Graphtec Pro Studio Plus for Rhinestone >

- Rhinestone ceation

< Major Features of Graphtec Pro Studio Plus for Auto Nesting >


- Power Nest (Nesting)

Limited Edition Software

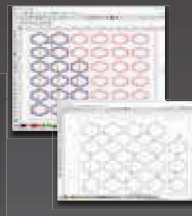
Graphtec Pro Studio Plus for Rhinestone
Graphtec Pro Studio Plus for Auto Nesting

NEW LINEUP

Power Nest (Nesting)



Changing cutting order



Serialized number, Bar-code, QR code, etc.



QR code, data matrix, bar code, etc.

Supported OS*

Windows 10 / 8.1 / 8 / 7

*1 For more information regarding OS compatibility or application software, please check the Graphtec website or contact your local representative of Graphtec.
*2 Adobe Illustrator CS 4 is supported with Windows OS only.
*3 Available in Graphtec Pro Studio.

Specifications			
Item	CE6000-40 PLUS	CE6000-60 PLUS	CE6000-120 PLUS
Configuration	Grit roller with digital servo drive system		
Maximum cutting area (W x L)	375 mm x 50 m (*1)	603 mm x 50 m (*1)	1213 mm x 50 m (*1)
Cutting area of guaranteed accuracy (W x L) (when using the basket)	356 mm x 2 m (*1)	584 mm x 2 m (*1) (584 mm x 5 m) (*1)	1194 mm x 2 m (*1) (1194 mm x 5 m) (*1)
Mountable media width	Min. 50 mm to max. 484 mm	Min. 50 mm to max. 712 mm	Min. 120 mm to max. 1346 mm
Number of push rollers	2 rollers		4 rollers
Maximum cutting speed	600 mm/s, in all directions	900 mm/s, at 45° angle	1000 mm/s, at 45° angle
Maximum acceleration	21.2 m/s ² , at 45° direction		13.9 m/s ² , at 45° direction
Maximum cutting force	4.41 N (450 gf) in 38 steps		
Minimum character size	Approx. 5 mm alphanumeric (varies depending on character font and type of media)		
Programmable resolution	GP-GL: 0.1 / 0.05 / 0.025 / 0.01 mm, HP-GL™: 0.025 mm		
Repeat-ability	Max. 0.1 mm in plot up to 2 m (*1)		
Mountable number of tools	1 tool		
Blade type	Supersteel		
Pen type	Oil-based ballpoint, Water-based fiber-tip pen		
Media type	Self-adhesive marking film (vinyl, fluorescent, reflective) excluding high-intensity reflective film, up to 0.25 mm thickness Polyester film, up to 0.25mm thickness (unguaranteed accuracy)		
Perforation cutting	Yes (performed by force control)		
Interface	RS-232C, USB2.0		
Buffer memory	2 MB		
Command sets	GP-GL / HP-GL™ emulation (Set by command or auto-detect)		
Display	Graphic type LCD with back-light (240dots x 128dots), supports 10 languages		
Registration mark sensing system	Marks are scanned by an optical sensor (ARMS5.0), Segment area and Multiple marks compensation, 4-points axis alignment, Auto mark detect		
Alignment accuracy	Maximum 0.3 mm with printed image (when reading registration marks specified by this machine)		
Power source	100 to 120, 200 to 240 V AC (Auto switch), 50 / 60 Hz		
Power consumption	120 VA		
Operating environment	10 to 35 °C, 35 to 75 % R.H. (non-condensing)		
Guaranteed accuracy environment	16 to 32 °C, 35 to 70 % R.H. (non-condensing)		
External dimensions (W x D x H)	Approx. 672 x 338 x 266 mm	Approx. 900 x 593 x 1046 mm	Approx. 1541 x 736 x 1250 mm
Weight	Approx. 10.5 kg	Approx. 21 kg (including stand 8.1 kg)	Approx. 40.5 kg (including stand 16.4 kg)
Compatible OS (*2)	Windows 10 / 8.1 / 8 / 7, Mac OS X 10.6 to macOS 10.14 (Graphtec Studio : 10.6-10.14, Cutting Master 4 : 10.7-10.14)		
Supported software (*3)	Cutting Master 4, Graphtec Pro Studio (for Windows)(*4), Graphtec Studio (for Mac), Windows driver, Cutting Plotter Controller		
Compatibility Standards	Safety	UL / cUL, CE mark, RoHS Directive	
	EMC	VCCI Class A, FCC Class A, EN55032 Class A	

* The CE6000 Plus series is a product combining the CE 6000 series cutting plotter with the latest software.

*1: Operated with Graphtec specified cutting condition and media. For long-length cutting, the basket is used.

*2: For more information regarding OS / application software compatibility, please check the Graphtec website or contact your local representative of Graphtec.

*3: The software can be downloaded from Graphtec website.

*4: The software can be used by downloading from the WEB site for this software according to the procedure manual.

Options

Item	Part No.	CE6000 Plus			Description
		40	60	120	
Stand	ST0100	-	○	-	Stand for CE6000-60
Media catch basket	PG0100	-	○	-	Basket for CE6000-60
	PG0101	-	-	○	Basket for CE6000-120
Graphtec Pro Studio Plus	OPS682-PLS	○	○	○	Design software including all advanced functions. (1 license)
Graphtec Pro Studio Plus for Rhinestone	OPS682-RSF	○	○	○	Limited edition of rhinestone function only. (1 license)
Graphtec Pro Studio Plus for Auto Nesting	OPS682-ANF	○	○	○	Limited edition of auto nesting function only. (1 license)

○: Available

Supplies

Item	Part No.	CE6000 Plus			Description	Package
		40	60	120		
Cutting blade holder	PHP33-CB09N-HS	○	○	○	For CB09U series blade with plastic tip	1 set/pack
	PHP33-CB15N-HS	○	○	○	For CB15U series blade with plastic tip	1 set/pack
Cutting blade	CB09-P	○	○	○	0.9mm dia. supersteel blade	5 blades/pack
	CB09UB-5	○	○	○	0.9mm dia. supersteel blade	5 blades/pack
	CB09UB-K60-5	○	○	○	0.9mm dia. for cutting thin film	5 blades/pack
	CB15U-5	○	○	○	1.5mm dia. supersteel blade	5 blades/pack
	PM-CT-001	○	○	○	Checking length & quality of blade tip, for PHP33 and PHP35 series	1 set/pack
Water-based fiber-tip pen, pen holder	PHP31-FIBER	○	○	○	Pen holder for KF700 series	1 set/pack
	KF700-BK	○	○	○	Black colour pen	10 pens/pack
	KF700-RD	○	○	○	Red colour pen	10 pens/pack
	KF700-BL	○	○	○	Blue colour pen	10 pens/pack
Oil-based ballpoint pen, pen holder	PHP34-BALL	○	○	○	Pen holder for KB700-BK	1 set/pack
	KB700-BK	○	○	○	Black colour pen	10 pens/pack
Carrier sheet of media	CR09300-A3	○	○	○	A3 size, for no liner type media	2 sheets/pack
Cutting mat	CE6-CM40-2	○	-	-	For CE6000-40 PLUS	2 mats/pack
	CE6-CM60-2	-	○	-	For CE6000-60 PLUS	2 mats/pack
	CE6-CM120-2	-	-	○	For CE6000-120 PLUS	2 mats/pack

○: Available

Standard accessories

Item	QTY	Description
Power cord	1	Cord type varies by country
Cutting blade holder	1	PHP33-CB09N-HS for CB09 cutting blade
Cutting blade	1	CB09UB, 0.9mm dia. supersteel blade
Loupe	1	PM-CT-001, for checking length and quality of blade tip
Separate cutter	1	For manually cutting from sheets and rolls
Fiber-tip pen holder	1	PHP31-FIBER for KF700 fiber-tip pen
Water-based fiber-tip pen	1	KF700-BK (black ink)
Carrier sheet of media(*5)	1	A3 size, 1 sheet/pack for CE6000-40
Tray for roll media stock	1	For CE6000-40, -60(*6)
Stand	1	For CE6000-60(*6), CE6000-120
USB cable	1	USB cable, 2.9 m long
DVD-ROM	1	User's manual, Windows driver, Plotter Controller, Cutting Master4 (plug-in software for Illustrator/ CorelDRAW in Windows, Illustrator in Mac), Graphtec Pro Studio (design software for Windows), Graphtec STUDIO (Design software for Mac)
Printed document	1	Quick manual, Safety manual

*5: It is included only with CE 6000-40 PLUS.

*6: In the CE6000-60 PLUS, either the roll media stock tray or the stand will be included depending on the order.

- Brand names and product names listed in this brochure are the trademarks or registered trademarks of their respective owners.
- Items mentioned are subject to change without notice. For more information about product, please check the web site or contact your local representative.



For using equipment in correctly and safely

- The before using it, please read the user manual and then please use it properly in accordance with the description.
- To avoid an occurrence of malfunction or an electric shock by leakage, please ensure ground connection and use it in specified power source.

GRAPHTEC
Graphtec Corporation

503-10 Shinano-cho, Totsuka-ku, Yokohama 244-8503, Japan
Tel : +81-45-825-6250 Fax : +81-45-825-6396

Website <http://www.graphteccorp.com>

