

## Semi-automatic electric tab cutter

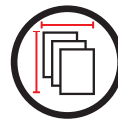


The **Onglematic7<sup>®</sup>** is a versatile & cost-effective table top semi-automatic electric tab index cutter for bound documents or loose leaves & divider cutter designed for mid-size to intensive production volume requirements. It is able to produce 60 bound documents of 10 chapters with about 150 sheets (80 gsm) or 550 sets of 9 dividers (220 gsm) per hour (all these outputs are based on 220gsm sheets and will vary depending on the nature of the document, the operator skills and the work organisation). It is equipped with a choice of cutting dies that creates step tab sets. Offer your customers what others can't, quick turn-around on tabbed products, produced in-house so you control the lead time.

### FEATURES & BENEFITS

- **Versatile:** It can create single or double tabs by cutting through up to 15-20 sheets of 80 gsm paper, or equivalent, as well as handle paper, cardboard, and poly up to 350 gsm, or equivalent. There can be up to 59 tabs with the same width. It can also be up to 24 tabs with variable width with storage of up to 11 programmes.
- **Efficient:** The Onglematic7<sup>®</sup> is able to produce 60 bound documents of 10 chapters with about 150 sheets (80 gsm) or 550 sets of 9 dividers (220 gsm) per hour.
- **Easy-to-use:** Automatic operation for on demand tab cutting. Just set the cutter to your paper size (in inches or mm) and to the desired kind of tab (single or double) and to the desired quantity of tabs. Activate the switch to cut the first edge and repeat the process for all tabs in your set.
- **Ergonomic design:** Allows all operations to be performed quickly and easily from the front of the machine by foot switch activation.
- **5 available tab shapes:** Standard (15° angle), 90° angle, 90° angle with internal round corner, 90° angle with double round corner; ½" tab extension.
- **Safety:** Built-in features that increase operation safety.

#### Cutting Width



12.5"

#### Cutting Thickness



Up to 15-20 sheets (80 gsm)

#### Sheets per Hour



Up to 60 documents of 10 chapters with 150 sheets (80gsm)


Up to 550 sets of 9 dividers (220gsm)

#### Tab Shapes

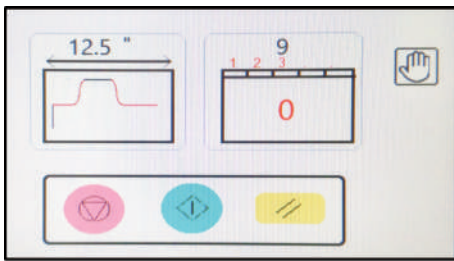


Wide selection of interchangeable tab shapes

#### Power Requirements



220/240 V, 50Hz, 1ph  
110/120 V, 60Hz, 1ph



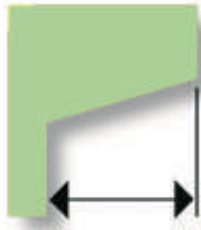
**Easy LCD touch screen interface**  
Set the cutter to your paper size  
Select the style of the tab and the quantity of tabs



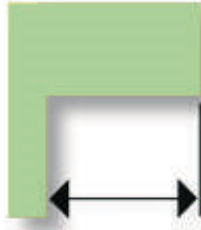
**Easy adjustment of the distance between tabs**



**Bound document clamping device**



**Standard (15° angle)**  
Up to .7" tab extension



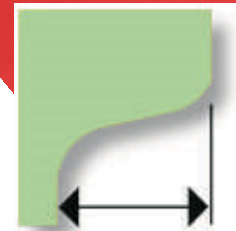
**90° angle**  
Up to .7" tab extension



**90° angle with internal round corner**  
Up to 7" tab extension



**90° angle with double round corner**  
.47" tab extension



**1/2" tab extension**  
.5" tab extension



<b>TECHNICAL CHARACTERISTICS</b>	
Cutting width	12.6"
Cutting thickness	Up to 20 sheets (80 gsm)
Number of tabs	From 2 to 59
Number of single tabs with variable width	From 2 up to 24 with storage up to 11 programmes
Number of double tabs with variable width	From 2 up to 12 with storage up to 11 programmes
Control panel	LCD touch screen
Format set up time	Via LCD touch screen
Power	220/240 V (50Hz) 1ph - 110/120 V (60Hz) 1ph
Machine dimensions (WxDxH)	27.5" x 24" x 16.5" and 37.8" x 24" x 16.5" (open trolley)
Net weight	132 lbs

\* All above outputs are based on 220 gsm sheets and will vary pending on the nature of the document, the operator skills and the work organisation.