

***Triumph 7260 28''
Automatic Programmable
Hydraulic Paper Cutter with
VRCut Software***

Product Spec Sheet



Provided by

MyBinding.com
When Image Matters.

Call Us at 1-800-944-4573

TRIUMPH® 7260 with VRCUT[™]

28 inch programmable cutter with hydraulic clamp, power back gauge, touchpad control module, and IR safety light beams on front table.

Specifications

Cutting width, inches	28
Cutting height, inches	3
Narrow cut, inches	3/4 (3 1/2*)
Length behind blade, inches	28 3/8
Electrical requirements	220 V, 3 phase
Motor output, horsepower	2
Dimensions (D x W x H), inches	60 1/2 x 51 x 52 1/2 ¹
Shipping weight, pounds	1,534 ²

* with false clamp

¹depth and width of side table is 63 and 82 1/2 inches

²shipping weight with side tables is 1,622 pounds



NOW FEATURING
VRCUT[™]
CUT WITH CONFIDENCE

VRCut is a groundbreaking software solution designed to automate the cutting workflow by promoting an efficient and error-free cutting process from start to finish. VRCut intelligently bridges the gap between pre-press and the finishing process, allowing operators of any experience level the ability to cut with confidence on select Triumph cutters.

LYTROD
SOFTWARE

Comprehensive SCS safety package: patented EASY CUT electronic blade activation bars for true two-hand operation; IR light beam safety curtain on front table; safety cover on rear table; main switch and safety lock with key; 24 volt controls (low voltage); patented IDEAL safety drive; automatic blade and clamp return from every position; disc brake for instant blade stop; blade changing device covers cutting edge of blade; blade depth adjustment from outside of machine; blade and cutting stick can be changed without removing covers. Hydraulic clamp drive. Foot pedal for pre-clamping. Electric back gauge drive with touchpad control module for easy programming. Digital measurement display (cm or inches) with multilingual operator guidance, accurate to 1/10 mm or 1/100 inch. Stores 99 programs with up to 99 steps in each (up to 15 repeat cuts can be integrated as a single step). Pre-programmed for standard paper sizes. Memory keys for repeat cuts (manual) and quick setting of frequently needed measurements. Automatic SET function for reference measurement and paper EJECT function with and without program mode. DELETE and INSERT mode for correcting and modifying programs. Automatic correction in case of back gauge displacement. Push buttons for fast back gauge movement (forward and reverse). Integrated calculator. Self-diagnostic system with error indication on display. Electric blade drive with solid steel carrier and adjustable guides. Electronic hand wheel with variable speed control for manual back gauge setting. Clamp pressure is fully adjustable between 550 and 4,400 psi. False clamp plate with optical indicator. Bright, LED optical cutting line. Standard air tables (front and rear). High quality, German HSS blade. Precision swing cut blade movement. All-metal construction. Includes easy-access tool holder and paper blocking tool. Optional side tables increase work surface.

MBM
CORPORATION


IDEAL.MBM
CORPORATION

MyBinding.com
5500 NE Moore Court
Hillsboro, OR 97124
Toll Free: 1-800-944-4573
Local: 503-640-5920



HOW IT WORKS:

The operator selects the current job from a drop-down list, or scans the document barcode that has been placed on the PDF by VRCut Impose.

The cut sequence instructions display on the right side of the screen with the current step highlighted. Visual cues found on the top left side of the screen assist the operator in error-free cutting. A graphic representation of the job is shown in the center of the screen, displaying the current paper orientation in relation to the cutter's back gauge and LED cut line.

Once the operator performs a cut, the software automatically advances to the next step and moves the cutter back gauge. The software then visually and/or audibly prompts the operator to discard the scrap paper, to rotate the job for the next cut, and/or to place portions on the workbench or palette.

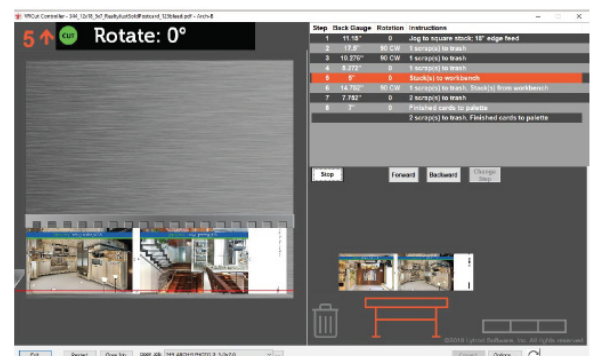
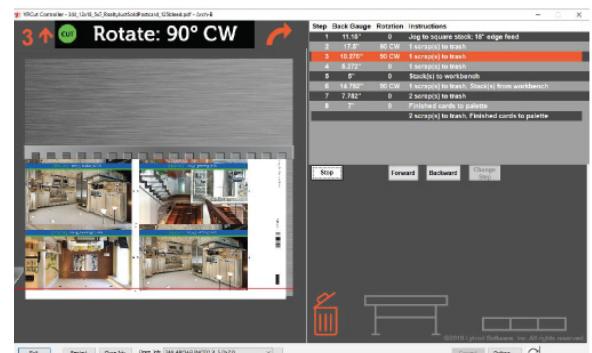
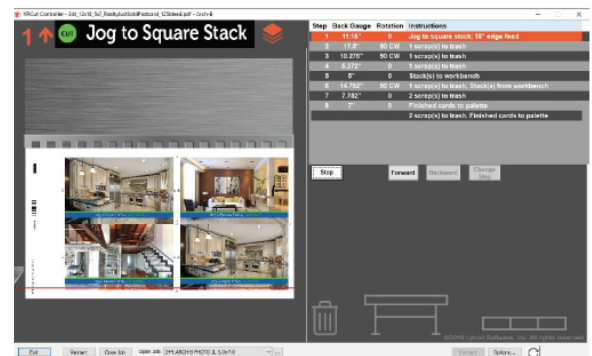
Operators have the option to retrace the cutting steps at any time. VRCut will keep the cutter back gauge in sync with the operator cutting instructions.

Bundled with select Triumph cutters



MyBinding.com
5500 NE Moore Court
Hillsboro, OR 97124
Toll Free: 1-800-944-4573
Local: 503-640-5920

VRCut Controller Screens



Annual Licensing

1st year bundled with select Triumph cutters

Internet Access

Activation, licensing, and updates require internet access.

Hardware:

Operating System: Windows 7, Windows 10
Minimum Screen Resolution: 1440x900
Cutter Connectivity: USB Port 2.0 or higher
Optional: Barcode reader

TRIUMPH® 7260 with VRCUⁱ

Features



IR SAFETY CURTAIN

The IR light beam safety curtain covers the work area to ensure the highest level of operator safety.



ELECTRONIC HAND WHEEL

The electronic hand wheel, with infinitely variable speed control, is used for manual back gauge positioning.



EASY CUT BLADE ACTIVATION BARS

Patented EASY CUT blade activation bars ensure true, two-hand operation and allow blade and clamp to be activated independently.



LARGE 7-INCH TOUCH PAD

Extremely convenient: Programmable control module for the power backgauge with multi-lingual touch pad. 99 programs with 99 steps in each program can be stored.



TOOL HOLDER

Convenient, drop-in tool holder is located on the rear of the machine and keeps all tools necessary for routine maintenance (including blade changes) within reach.



SAFE BLADE CHANGES

Blade changes can be made without removing the machine covers. The handy blade changing device covers the cutting edge of blade.



MyBinding.com
5500 NE Moore Court
Hillsboro, OR 97124
Toll Free: 1-800-944-4573
Local: 503-640-5920



All technical data is approximate and subject to change. © MBM Corporation, 1/2019.