

Paitec ES8500 Tabletop Pressure Sealer

Brochure



Provided by

MyBinding.com
When Image Matters.

Call Us at 1-800-944-4573



ES8500

the best value tabletop pressure seal in the market



Shown With Optional Short Conveyor And Cabinet

no envelope needed
seals single-sheet self mailers
a **greener** way to mail®



Optional Vertical Stacker



Optional 50" Conveyor

**Large Capacity Elevator Infeed Table
Holds Up To 700 28# Pressure Seal Forms**

Reverse Friction Feed Roller Technology




Variable Speed Up To 9K Forms Per Hour

User Friendly Operator Panel

Multi Sensor Monitoring System

Perfect for Processing:

**Paychecks
Invoices and Statements
Tax Forms
PIN Codes
Expiration & Renewal Notices
Promotional Coupons
Event Invitations
Sale Notifications
Medical Results
Grade Reports
ID cards**



WWW.PAITEC.COM • 877-295-SEAL (7325)




ES8500




EASY & FRIENDLY USER INTERFACE

Includes an easy-to-use LCD display with electronic thickness detection, batch counter, and speed control.



EASY TO CLEAN AND MAINTAIN

Easy access to all fold and seal rollers for cleaning ink and toner buildup.




OPTIONAL CONVEYOR OR VERTICAL STACKER

Optional Auto-Extending Conveyor or Vertical Stacker can hold up to 350 processed forms.



REVERSE (RFR) FRICTION ROLLER

Unique RFR system, automatically detects, singulates, and corrects doubles without any operator intervention for increased productivity.



LARGE INFEED CAPACITY

The easy-to-load, auto-lift infeed table holds up to 700 pressure seal forms to minimize reloadings.

Specifications

FORM SIZE	Depth – Up To 14”/ Width – Up To 9”
FEEDER CAPACITY	Auto Lift Elevator Table Holds 700 28# Forms
SPEED	Variable Speed Up To 9,000 Forms Per Hour
FOLD SETTING	Easy Manual Slide Bars Set In Seconds
PAPER WEIGHTS	20 - 28 Lb.
INFEED TYPE	Reverse Friction Feed Infeed Rollers
FOLD TYPE	Z, EZ, C, EC, V, & Double Parallel
COUNTER	Resettable Batch And Nonresettable Total
DOUBLE DETECTION	Automatically Detects Double Feeds
STACKER CAPACITY	Built-in 150 Sheet Catch Tray; Optional Short Conveyor or Stacker Holds 350 Sheets
PRINTER INTERFACE	Optional Inline Kit To Select Printers
DUTY CYCLE	130,000 Forms Per Month. 6,000 Avg. Per Day
WEIGHT	115 Lbs.
SIZE	17 x 24 x 15 In. (W x L x H)

Note: All care has been taken in the preparation of the specifications and description. As they are subject to change, they should not be part of any contract.