

# TruSens™ Z-2500

WELCOME TO CLEANER AIR.

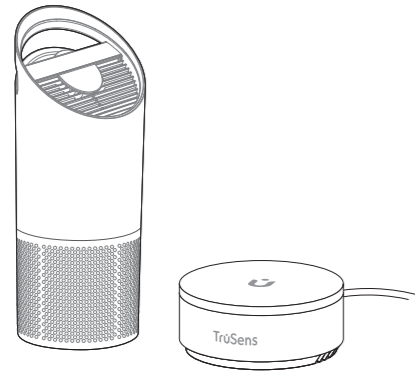
SensorPod™, PureDirect™ Technology, and DuPont™ HEPA Filtration ensure that the whole room benefits from cleaner air. You're always in control with Alexa device voice commands and the TruSens App remote functions.



EN

**IMPORTANT:** Before operation, follow these steps and read our TruSens Owner's Manual at [www.trusens.com/support/owners-manuals](http://www.trusens.com/support/owners-manuals).

### Included in your box

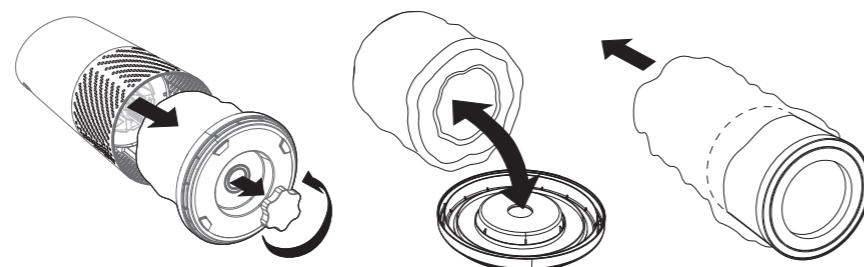


- 1 Air Purifier + Power Cord
- 1 SensorPod + Power Cord

Download the TruSens app and follow the instructions to connect a smart device to your purifier.

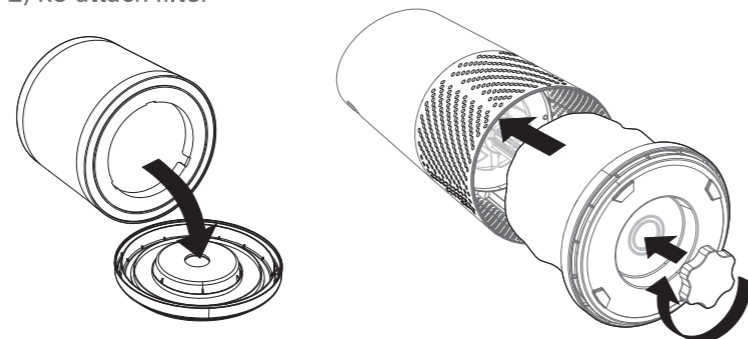
©2020 ACCO Brands. All rights reserved. TruSens™, U Design™, SensorPod™ and PureDirect™ are trademarks of ACCO Brands. DuPont™ & the Oval logo are trademarks or registered trademarks of E.I. du Pont de Nemours and Company, used under license.

### 1) Remove plastic bag from filter



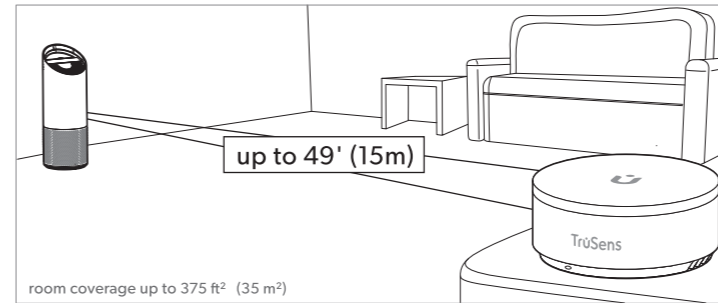
Unscrew knob, loosen bottom cover, and remove plastic bag from filter.

### 2) Re-attach filter



Secure filter on bottom cover, slide both into purifier, and reattach knob.

### 3) Set up



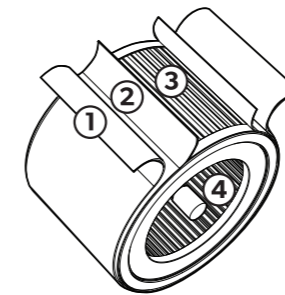
Plug in your air purifier unit and power on. Plug in your SensorPod. For optimal results, place SensorPod on tabletop or counter across the room, within sight of the purifier. Signal strength may vary by location.



Download the TruSens app and follow the instructions to connect a smart device to your purifier.

EN

### Filter Replacement

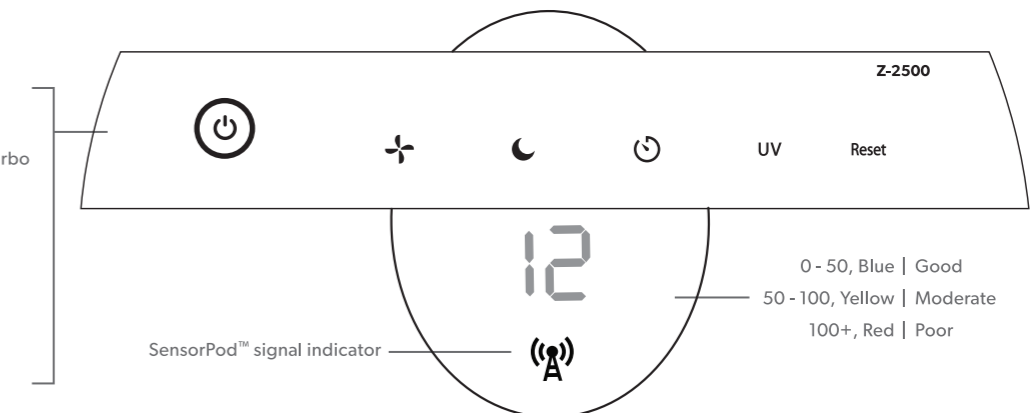


Filter Type	Suggested Replacement/Cleaning	Item Number
① Washable Prefilter	Hand wash as needed with water	Not sold separately, see HEPA Drum Filter
② Carbon Filter	Every 3–4 months*	AFC-Z2000-01 (3-pack)
③ HEPA Drum Filter	Every 12–15 months*	AFH-Z2000-01 (includes ① ② and ③)
④ UV Bulb	Every 2–3 years*	UVL-Z2000-01

\*Replacement indicator on the control panel will glow red when it's time to change components.

### Control Panel

- ⏻ | Power on/off
- ⚙️ | Fan speed : Auto/Whisper/1/2/Turbo
- 🌙 | Dimmer on/off
- 🕒 | Timer : 2h/4h/8h/12h
- UV | UV mode on/off
- Reset | Carbon/HEPA/UV replacements



support@trusens.com | 1-833-TRUSENS (1-833-878-7367)  
Support and Warranty Terms at [www.trusens.com](http://www.trusens.com)

Two-Year Warranty