

Best-Rite 18" x 24" ABC Porcelain Steel Dry- Erase Markerboard

Product Spec Sheet



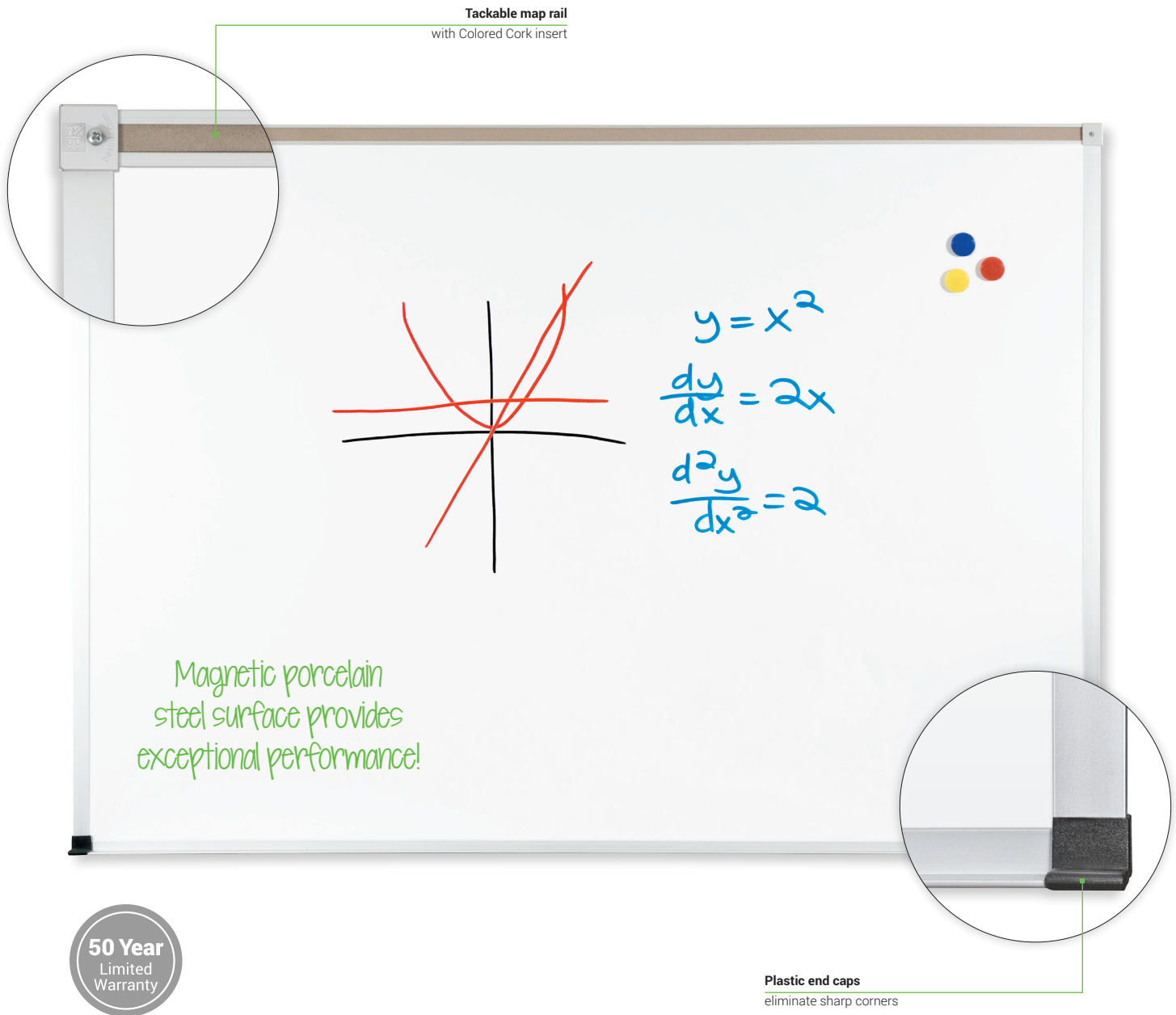
Provided by


MyBinding.com
When Image Matters.

Call Us at 1-800-944-4573

Porcelain Steel Whiteboard

with ABC Trim + Map Rail





Porcelain Steel Whiteboard - ABC Trim + Map Rail

- Magnetic porcelain steel whiteboards are engineered for superior color contrast with dry erase markers. Standard gloss dry erase surface provides superior writability and erasability with no ghosting. Reduced surface light distortion enhances visibility to provide optimum eye comfort.
- Steel is permanently laminated to a light weight substrate for stability and durability.
- Anodized aluminum ABC Trim has a .88" profile with hairline mitered corners. Includes full-length tackable map rail with enclosed end stops. Full-length accessory tray includes plastic end caps to eliminate sharp corners.
- Class A Fire Rated board. A full test report copy is available upon request.
- Made in the USA. TAA compliant. Fifty year limited warranty. Has achieved GREENGUARD GOLD Certification.
- For interactive projectors with strict flatness requirements, we recommend the Interactive Projector Board or Projection Whiteboard with Polyvision® duo Surface, providing guaranteed results for projectability, erasability and durability.

Part No.	Product Dimensions	Ship Wt.
Porcelain Steel Whiteboard - ABC Trim + Map Rail		
2H2NA-M*	1.5'H x 2'W	8 lbs
2H2NB-M*	2'H x 3'W	14 lbs
2H2NC-M**	3'H x 4'W	26 lbs
2H2ND-M	4'H x 4'W	55 lbs
2H2NF-M	4'H x 5'W	70 lbs
2H2NG-M	4'H x 6'W	74 lbs
2H2NH-M	4'H x 8'W	92 lbs
2H2NK-M	4'H x 10'W	112 lbs
2H2NM-M	4'H x 12'W	153 lbs
2H2NP-M	4'H x 16'W	204 lbs

*Ships UPS **Ships UPS OS1

Shipping weights are listed on a per item basis and may vary based on quantities ordered. All boards listed as 3'H x 4'W actually measure 33.75"H x 48"W due to shipping restrictions.

Rev 03/17/16 RMC

Porcelain Steel Technical Information

- Multipurpose magnetic surface with superior writability and erasability for dry erase markers. Superior contrast and reduced surface light distortion minimizes glare for optimum eye comfort.
- A precisely balanced porcelain enamel ground coat is furnace-fused to both sides of 28 gauge (standard) or 24 gauge (custom) steel.
- The first furnace fuses a ground coat of enamel that is heat-softened at approximately 1450° F. The second furnace firing fuses a coat of enamel to the ground coat enamel. Color Fusion ceramic top coat is applied providing the desired surface color.
- A fade resistant waterproof resin glue bonds the porcelain to a moisture-resistant core and .005" polyester foil backer sheet. Also available with upgraded sheet aluminum backer. Custom sizes are available. Off-white is standard.



MooreCo | Balt | Best-Rite

2885 Lorraine Avenue | Temple, TX 76501

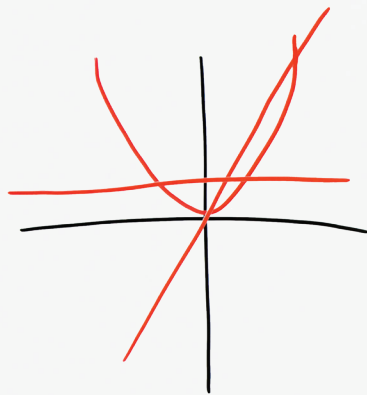

P. 800.749.2258 | F. 866.888-7483

www.moorecoinc.com

Porcelain Steel Whiteboard

with ABC Trim

Aluminum corner caps
accent the aluminum trim




$$y = x^2$$
$$\frac{dy}{dx} = 2x$$
$$\frac{d^2y}{dx^2} = 2$$

Magnetic porcelain
steel surface provides
exceptional performance!



50 Year
Limited
Warranty

Plastic end caps
eliminate sharp corners



U Kk Ll Mm Nn
Q Rr Ss Tt Uu
X Yy Zz

Aa Bb Cc Dd Ee Ff Gg Hh Ii Jj



Porcelain Steel Whiteboard - ABC Trim

- Magnetic porcelain steel whiteboards are engineered for superior color contrast with dry erase markers. Standard gloss dry erase surface provides superior writability and erasability with no ghosting. Reduced surface light distortion enhances visibility to provide optimum eye comfort.
- Steel is permanently laminated to a light weight substrate for stability and durability.
- Anodized aluminum ABC Trim has a .88" profile with hairline mitered corners. Top corners are protected with aluminum end caps. Full-length accessory tray includes plastic end caps to eliminate sharp corners.
- Class A Fire Rated board. A full test report copy is available upon request.
- Made in the USA. TAA compliant. Fifty year limited warranty. Has achieved GREENGUARD GOLD Certification.
- For interactive projectors with strict flatness requirements, we recommend the Interactive Projector Board or Projection Whiteboard with Polyvision® duo Surface, providing guaranteed results for projectability, erasability and durability.

Porcelain Steel Technical Information

- Multipurpose magnetic surface with superior writability and erasability for dry erase markers. Superior contrast and reduced surface light distortion minimizes glare for optimum eye comfort.
- A precisely balanced porcelain enamel ground coat is furnace-fused to both sides of 28 gauge (standard) or 24 gauge (custom) steel.
- The first furnace fuses a ground coat of enamel that is heat-softened at approximately 1450° F. The second furnace firing fuses a coat of enamel to the ground coat enamel. Color Fusion ceramic top coat is applied providing the desired surface color.
- A fade resistant waterproof resin glue bonds the porcelain to a moisture-resistant core and .005" polyester foil backer sheet. Also available with upgraded sheet aluminum backer. Custom sizes are available. Off-white is standard.

Part No.	Product Dimensions	Ship Wt.
Porcelain Steel Whiteboard - ABC Trim		
2H2NB*	2'H x 3'W	14 lbs
2H2NC**	3'H x 4'W	26 lbs
2H2ND	4'H x 4'W	55 lbs
2H2NG	4'H x 6'W	74 lbs
2H2NH	4'H x 8'W	92 lbs
2H2NK	4'H x 10'W	112 lbs
2H2NM	4'H x 12'W	153 lbs

*Ships UPS **Ships UPS OS1

Shipping weights are listed on a per item basis and may vary based on quantities ordered. All boards listed as 3'H x 4'W actually measure 33.75"H x 48"W due to shipping restrictions.

