

GBC MC12 12" Manual Twin Loop Wire Closer

Instruction Manual



Provided by

MyBinding.com
When Image Matters.

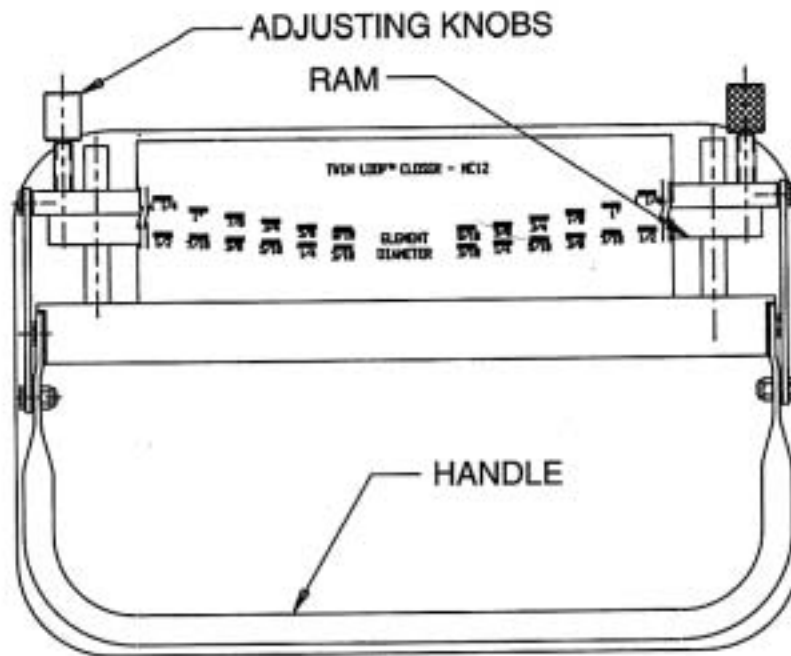
Call Us at 1-800-944-4573



**Model MC 12
TWIN LOOP
MANUAL CLOSER**

Instruction Manual & Parts List

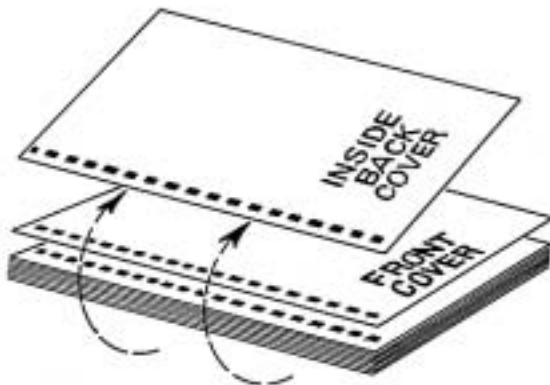
OPERATING INSTRUCTIONS TWIN LOOP MANUAL CLOSER



INSTRUCTIONS:

- Measure book thickness and determine element size from chart.
- Measure binding edge and determine number of loops per inch. Measure edge in inches, then multiply by number of loops per inch and subtract 1.

Example: 11" binding edge at 3 loops per inch = 33 - 1
(32 loops for an 11" binding edge)



- Stack book with front cover up. Rotate back cover to top. This ensures that wire loop closure will be inside of book.



START ELEMENT



INSERT ELEMENT

- Turn book over (cover down). Insert wire elements into book.

Insert product into the Manual Closer between the ram and the stationary block. Pull the handle down until the element is closed properly. (Refer to notes below for proper element closing). If the element is not closed properly, adjust the ram accordingly with the adjusting knobs.

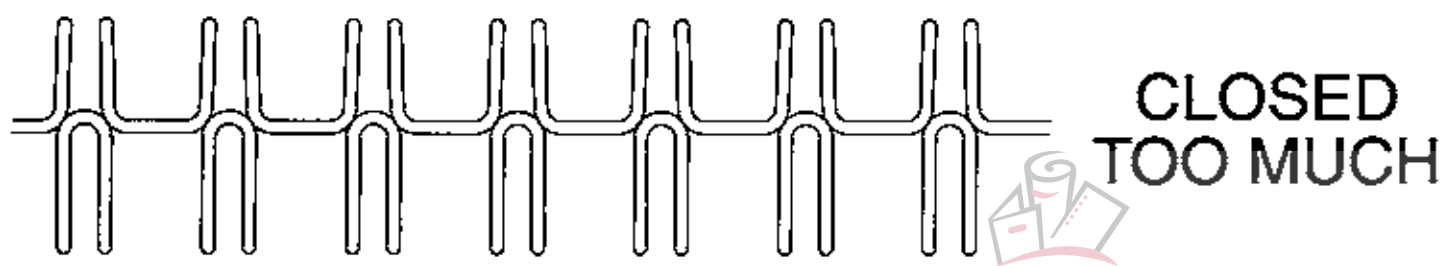
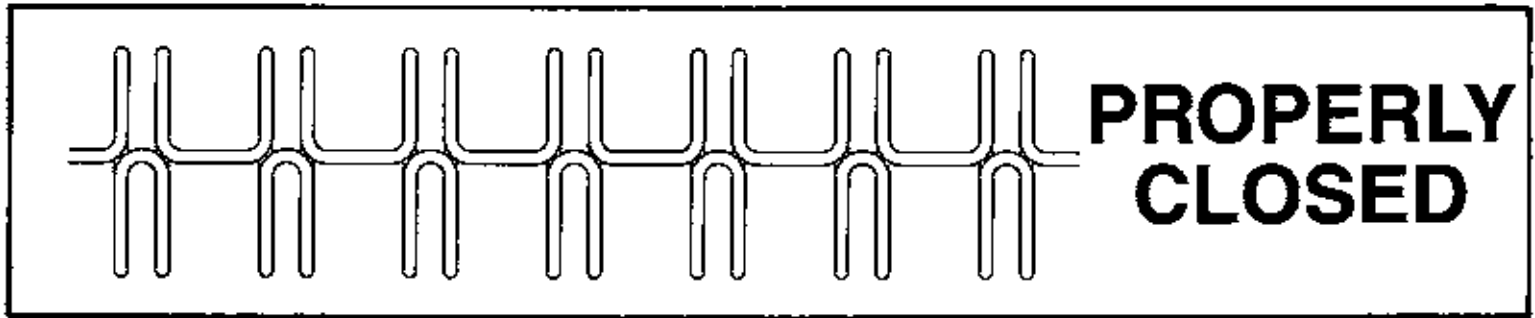
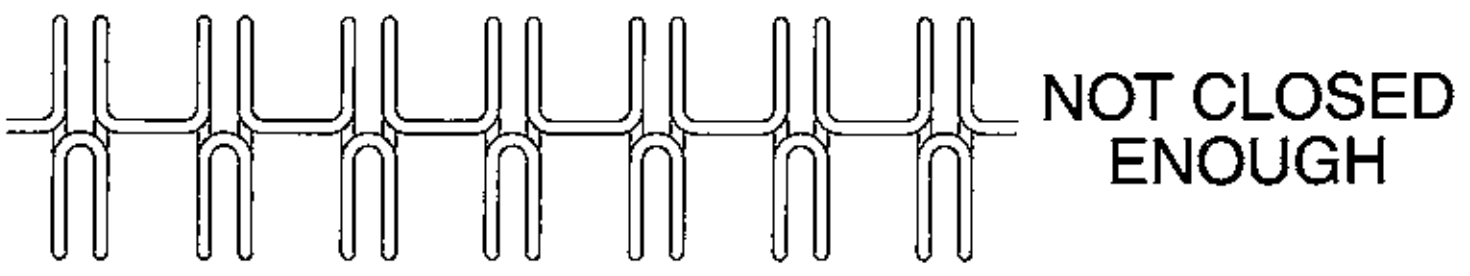
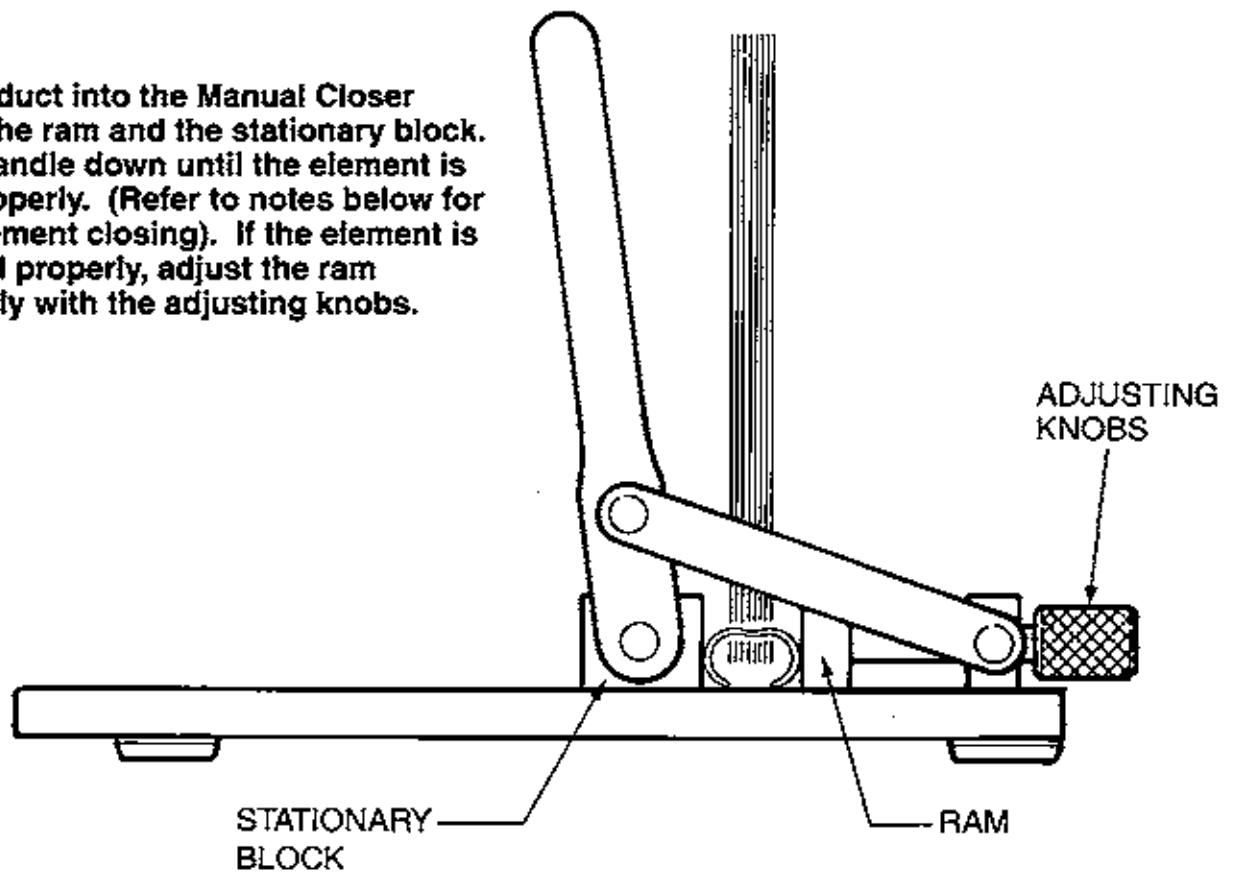


FIGURE 1

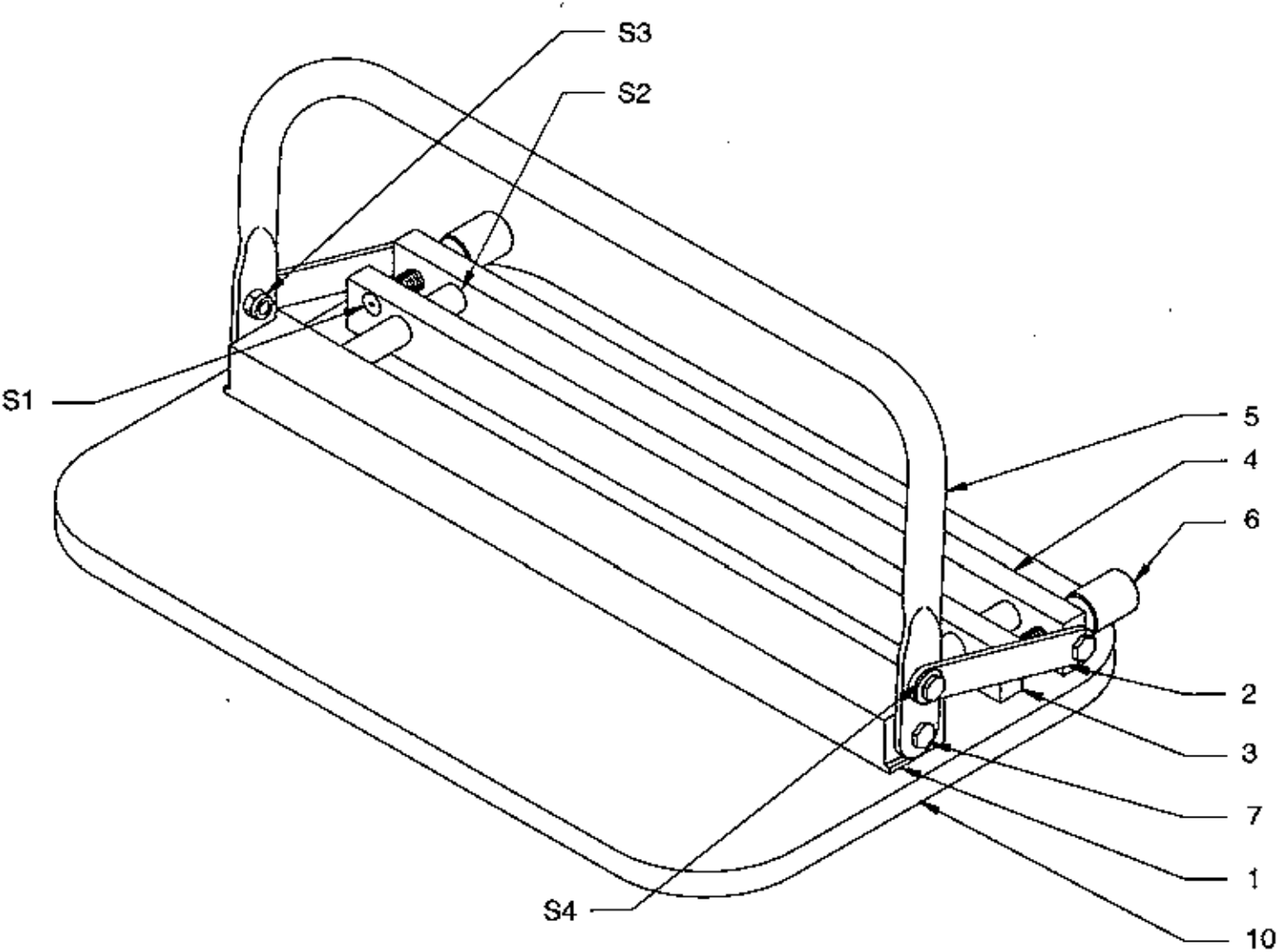
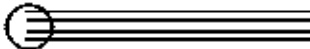









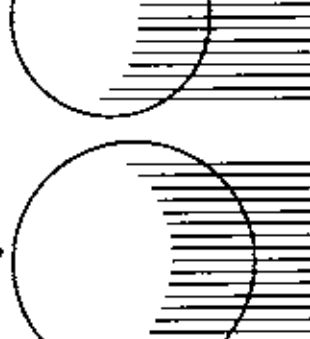


FIGURE 1 PARTS LIST

ITEM NO.	SICKINGER PART NO.	DESCRIPTION	QUANTITY REQUIRED
1	1450001	BLOCK, STATIONARY	1
2	1450002	LINK	2
3	1450003	RAM	1
4	1450004	ACTUATOR BAR	1
5	1450005	HANDLE	1
6	1450006	KNOB - ADJUSTING	2
7	1450007	SHOULDER SCREW - HEX	6
8	4800128	LABEL - MANUAL CLOSER	1 (NOT SHOWN)
9	4800129	LABEL - LOGO	1 (NOT SHOWN)
10	4800780	BASE	1
11	7501800	FEET - SELF ADHESIVE	4 (NOT SHOWN)

STANDARD PARTS LIST

S1	7502300	SHOULDER SCREW - 1/4 DIA X 3/8	2
S2	7502679	DOWEL PIN - 1/2 DIA X 4"	2
S3	7503047	LOCK NUT - ESNA 1/4-20	2
S4	7504123	WASHER - .622 OD X .317 ID X .06 THK	6
S5	7508645	FHCS - 1/4-20 X 3/4	4 (NOT SHOWN)

ELEMENT SIZE		BOOK THICKNESS
3 LOOPS PER INCH		
1/4"		3/16" OR LESS
5/16"		1/4" OR LESS
3/8"		5/16" OR LESS
7/16"		3/8" OR LESS
1/2"		7/16" OR LESS
9/16"		1/2" OR LESS
2 LOOPS PER INCH		
5/8"		9/16" OR LESS
3/4"		5/8" OR LESS
7/8"		3/4" OR LESS
1"		7/8" OR LESS
1-1/4"		1-1/8" OR LESS



One GBC Plaza
Northbrook, Illinois 60062

