

410 KM & 450 KM3

PARTS LIST

410KM/450KM3

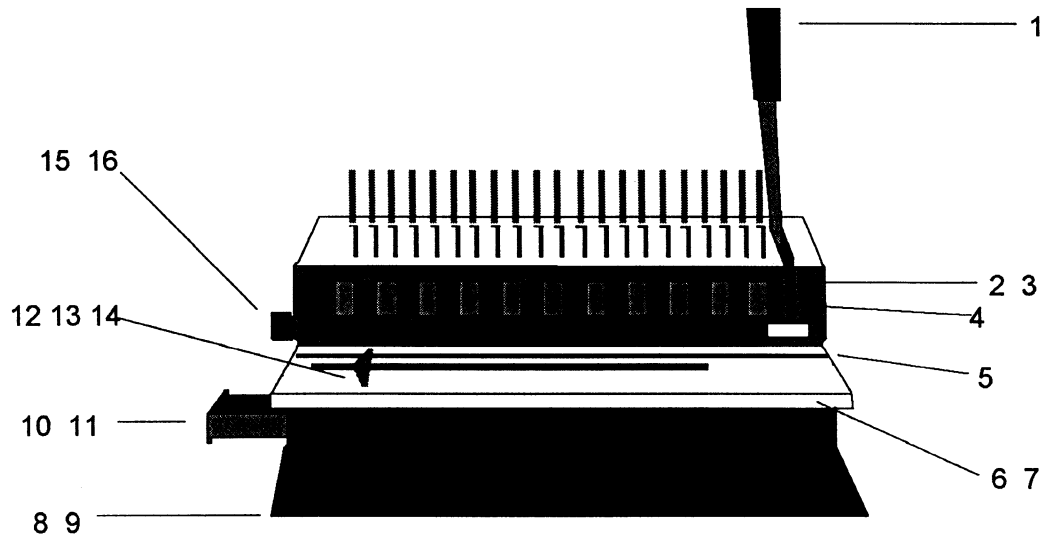


FIGURE 8.1

ITEM	P/N	DESCRIPTION	QUANTITY
1	1131104	Knob and handle assembly	1
2	1131167	Bezel (450KM only)	1
	1152062	Bezel (410KM only)	1
3	7701640	Logo (450KM only)	1
	1128200	Logo (410KM only)	1
4	1136609	Selector button (450KM only)	21
5	7702726	Scale	1
6	1152051	Cover (Holes must be drilled in replacement cover for 410KM)	1
7	1911000	Screw, cover 8-32 x 3/4" (NOT SHOWN)	4
8	1132204	Base	1
9	1136626	Rubber foot (NOT SHOWN)	4
10	1152122	Chip tray	1
11	1136612	Guide, chip tray (NOT SHOWN)	1
12	1132266	Paper guide	1
13	1132262	Retainer, paper guide	1
14	1108751	Knob, paper guide	1
15	1136649	Knob, binding cam adjusting (450KM only)	1
16	1152960	Knob, back gauge adjusting (450KM only)	1
	1128346	Plug, button (410KM only, NOT SHOWN)	1

- PICTURE SHOWN IS THAT OF A 450KM3

410KM/450KM3




FIGURE 8.2

ITEM	P/N	DESCRIPTION	QUANTITY
1	1152010	Spring, detent (450KM only)	3
2	1907201	Screw, detent spring 8-31 x 3/8" (450KM only)	6
3	1152033	Selector pin (450KM only)	21
4	1152027	Die assembly (410KM must take roll pin from old dies for new dies)	3
5	1900624	Screw, die front 10-32 x 1 5/8" (NOT SHOWN)	6
6	1926822	Lock nut 10-32 (NOT SHOWN)	6
7	1152012	Back gauge bar (450KM only)	1
8	1101994	Back gauge bar spring (450KM only) (NOT SHOWN)	1
9	1131105	Back gauge adjusting rack (450KM only) (NOT SHOWN)	1
10	1131106	Shaft and pinion assembly (450KM only)	1
11	1930516	Retaining ring (450KM only) (NOT SHOWN)	1
12	1108826	Spring (450KM only) (NOT SHOWN)	1
13	1154288	Selector pin retainer (450KM only) (NOT SHOWN)	1

- PICTURE SHOWN IS THAT OF A 450KM3

410KM/450KM3




FIGURE 8.3

ITEM	P/N	DESCRIPTION	QUANTITY
1	1155072	Binder frame	1
2	1101997	Hook slide	1
3	1132389	Slide bar (pins out)	1
	1119751	Slide bar (pins in)	1
4	7700245	Guide plate	1
•	1152132	Comb (NOT SHOWN)	1
•	1901202	Screw 6-18 x 1/4", comb (NOT SHOWN)	3
•	1907803	Screw 6-18 x 3/8", rear (NOT SHOWN)	2
•	1907805	Screw 6-32 x 1/4", front (NOT SHOWN)	2
•	1131108	Binding post (NOT SHOWN)	2
•	Indicates not shown		

410KM/450KM3

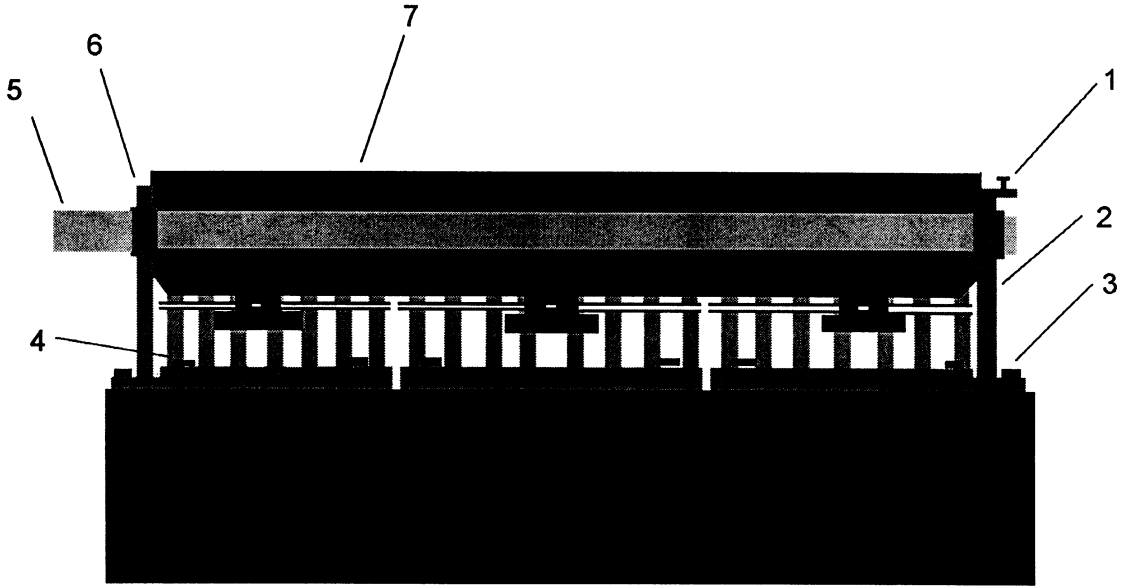


FIGURE 8.4

ITEM	P/N	DESCRIPTION	QUANTITY
1	1907201	Screw 8-32 x 3/8"	4
2	1154202	Mounting bracket LH	1
3	1951985	Screw 1/4-20 x 1 5/8"	4
•	1926823	Nut 1/4 x 20 (NOT SHOWN)	4
4	1907402	Screw 10-32 x 1 1/2"	6
•	1926822	Nut 10-32 (NOT SHOWN)	6
5	1152034	Driveshaft	1
6	1154201	Mounting bracket RH	1
7	1154289	Pressure bar (450KM only)	1
	1152182	Pressure bar (410KM only)	1

• Indicates not shown

410KM/450KM3

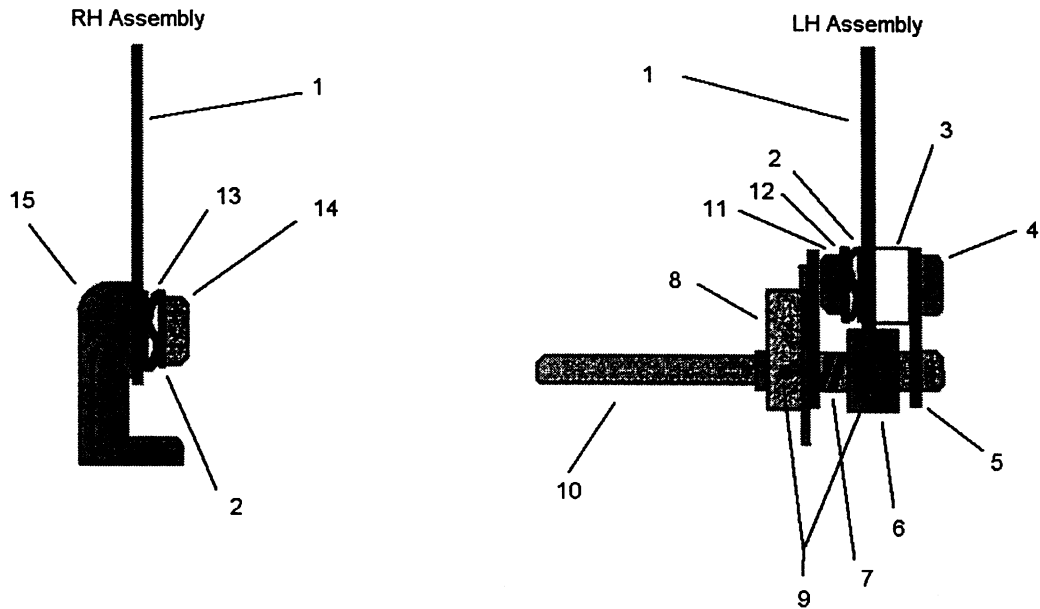


FIGURE 8.5

<i>ITEM</i>	<i>P/N</i>	<i>DESCRIPTION</i>	<i>QUANTITY</i>
1	1103412	Yoke	2
2	1953519	Thrust bearing	2
3	1953520	Thrust bearing (450KM only)	1
4	1951959	Screw 3/8-24 (450KM only)	1
5	1154284	Bearing bracket, LH (450KM only)	1
6	1103410	Cam (450KM only)	1
7	1101430	Spring (450KM only)	1
8	1131102	Index spring (450KM only)	1
9	1929203	Pin, spring (450KM only)	2
10	1106998	Shaft, binding adjustment (450KM only)	1
11	1931426	Locknut 3/8-24 (450KM only)	1
12	1925113	Flat washer	2
13	1926507	Spring washer 3/8	2
14	1932301	Locknut 3/8-24	2
15	1152030	Actuator bracket (410KM both LH & RH, 450KM RH only)	2/1
•	1907400	Actuator bracket screw 10-32 x 1 1/4" (NOT SHOWN)	4

• Indicates not shown