

H. Wilson WT34PS Purple 3-Shelf Tuffy Utility Cart

Sell Sheet



Provided by

MyBinding.com
When Image Matters.

Call Us at 1-800-944-4573

Tuffy Presentation Stations

Tuffy Black Presentation Stations - 42"H x 24"W x 18"D



NEW Tuffy Pullout Shelf Series

19 5/8"W x 15 5/8"D

Shelves are constructed with a injection molded thermoplastic resin. Will not chip, warp, rust or peel. Shelves have a 1/4" safety retaining lip and are available in 12 unique colors.

Locking steel cabinet panels fit firmly into the specially molded leg slots.

A set of silent roll, 4" full swivel ball bearing casters, two with locking brakes.

Includes a 3-outlet UL listed electrical assembly with a 15 ft. cord.

WTPSLP42C2E-B

Shelf
Color
Code:

Black GY	Gray GY	Putty OW	Red R	Burgundy BY	Blue BU
Yellow Y	Orange OR	Hunter Green HG	Green G	Purple P	Navy Z



WTPSLP42E-B



WTPS42C2E-B



WTPS42E-B



WT42C2E-B

Tuffy Presentation Stations

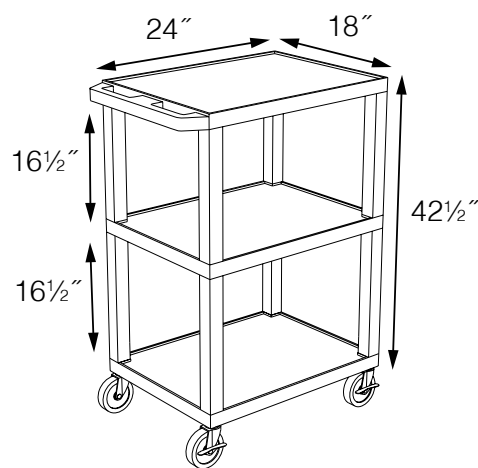
Tuffy Black Presentation Stations - 42"H x 24"W x 18"D



Front & Side pull-out shelves ideal for laptop, keyboards and projectors. Lockable WTD drawers great for storage and added security.

19 5/8"W x 13 5/8"D

Measurements:



WTPSP42C2E-B



WT42E-B



WTPSP42E-B



WT42C2E-B/WTD



WT42E-B/WTD

Tuffy Presentation Stations

Tuffy Black Presentation Stations - 34"H x 24"W x 18"D



NEW Tuffy Pullout Shelf Series

19 5/8"W x 15 5/8"D



WTPS34C2E-B

Shelves are constructed with a injection molded thermoplastic resin. Will not chip, warp, rust or peel. Shelves have a 1/4" safety retaining lip and are available in 12 unique colors.

Locking steel cabinet panels fit firmly into the specially molded leg slots.

A set of silent roll, 4" full swivel ball bearing casters, two with locking brakes.

Includes a 3-outlet UL listed electrical assembly with a 15 ft. cord.



WT34C2E-B



WT34E-B



WT34C2E-B/WTD



WT34E-B/WTD

Tuffy Presentation Stations

Tuffy Black Presentation Stations - 42"H x 24"W x 18"D

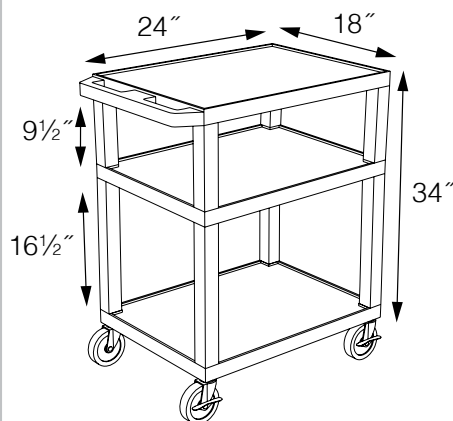


WTPS34E-B

Pull-out shelves ideal for laptop, keyboards and projectors. Lockable WTD drawers great for storage and added security.



Measurements:



26" Tuffy Carts

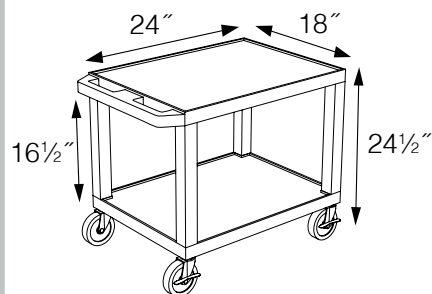


WT26C2E-B



WT26E-B

Measurements:



Shelf
Color
Code:

Black	Gray GY	Putty OW	Red R	Burgundy BY	Blue BU
Yellow Y	Orange OR	Hunter Green HG	Green G	Purple P	Navy Z

To specify which shelf color is ordered, replace ★ in this example product number with shelf color code of choice:

WT34★C2E-B

WT1642-B

Includes 16", 26", 34" & 42" legs to make a variety of cart heights.

WT2642-B

Includes 26", 34" & 42" legs to make a variety of cart heights. The WT2642 also includes cabinet panels.

16" Tuffy Carts



WT16E-B