

***Luxor RECLAIM Clear Acrylic
24" x 24" Tabletop Sneeze
Guard Desk Divider***

Instruction Manual



Provided by

MyBinding.com
When Image Matters.

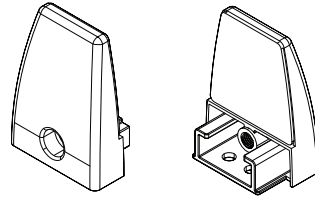
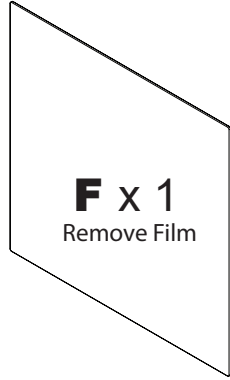
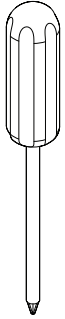
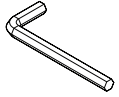
Call Us at 1-800-944-4573

DIVTT 2 Clamp Table Top Divider Panel Assembly Guide

Call Us at
1-800-944-4573
for Orders or Inquiries

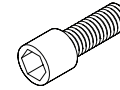
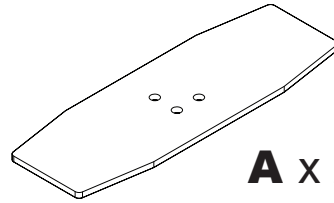
Part List

Tools Needed:
Allen Wrench
(Included)
Screw Driver
(not Included)



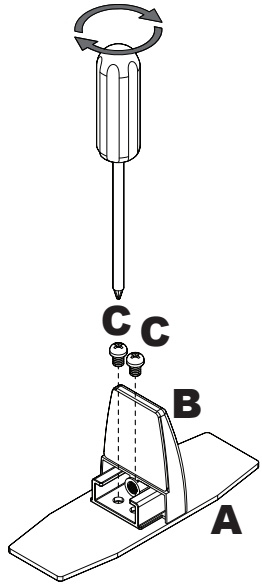
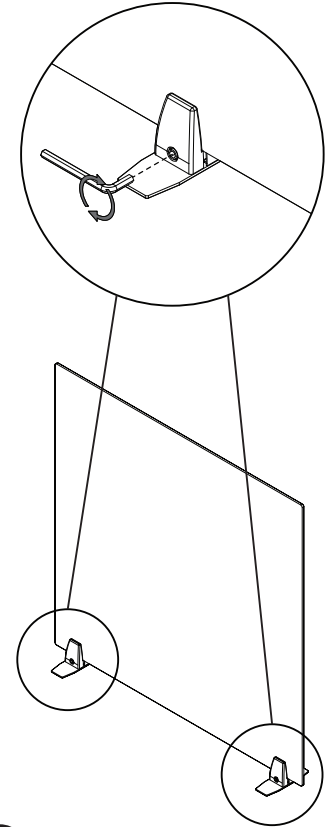
C x 4
M4 x 5mm

D x 2 **B x 2**



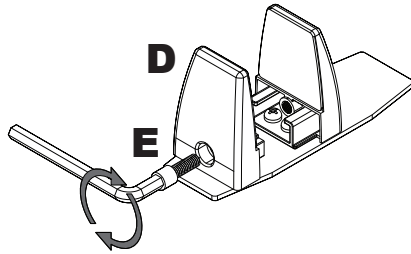
E x 2
M6 x 16mm

A x 2



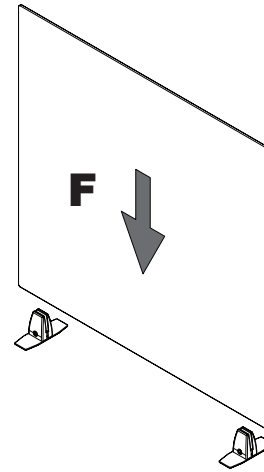
①

Attach B to A with Screws C



②

Attach D with Screw E



③

Install F into Assembled Clamps

④

Tighten Clamps