

# ***Luxor RECLAIM Clear Acrylic 24" x 30" Tabletop Sneeze Guard Desk Divider***

**Instruction Manual**



*Provided by*

**MyBinding.com**  
*When Image Matters.*

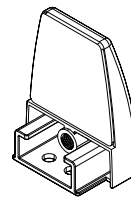
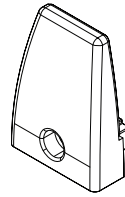
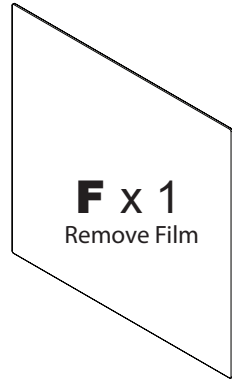
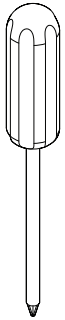
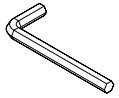
Call Us at 1-800-944-4573

# DIVTT 2 Clamp Table Top Divider Panel Assembly Guide

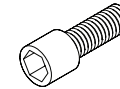
Call Us at  
1-800-944-4573  
for Orders or Inquiries

## Part List

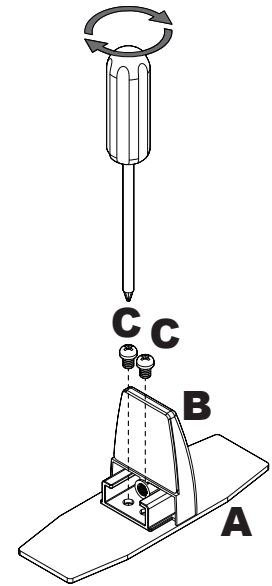
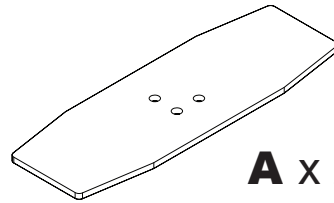
**Tools Needed:**  
Allen Wrench  
(Included)  
Screw Driver  
(not Included)



**C x 4**  
M4 x 5mm

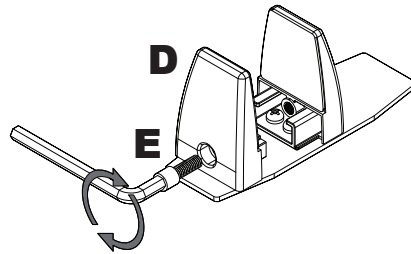


**E x 2**  
M6 x 16mm



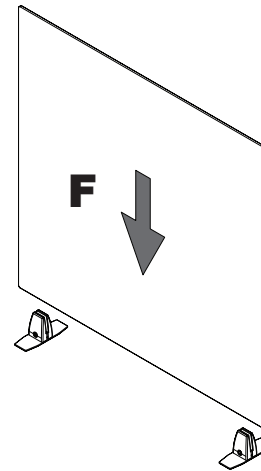
①

Attach B to A with Screws C



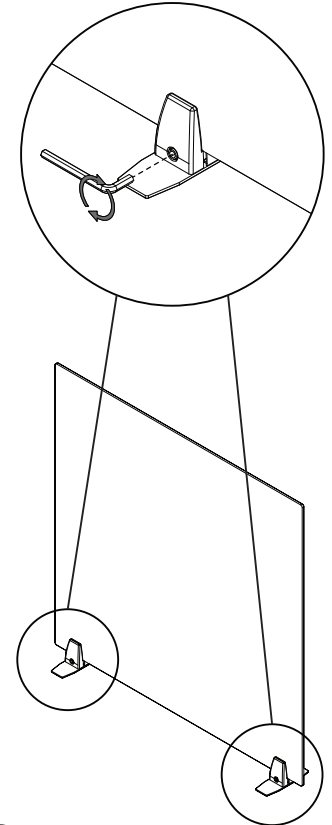
②

Attach D with Screw E



③

Install F into Assembled Clamps



④

Tighten Clamps