

***Luxor RECLAIM Frosted Acrylic
30" x 30" Tabletop Sneeze
Guard Desk Divider***

Instruction Manual



Provided by

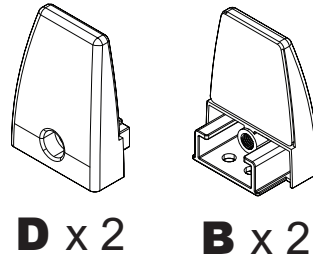
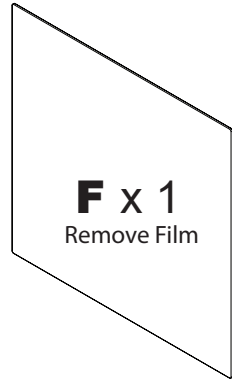
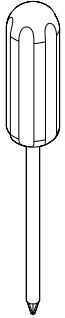
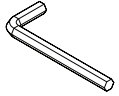
MyBinding.com
When Image Matters.

Call Us at 1-800-944-4573

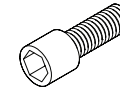
DIVTT 2 Clamp Table Top Divider Panel Assembly Guide

Part List

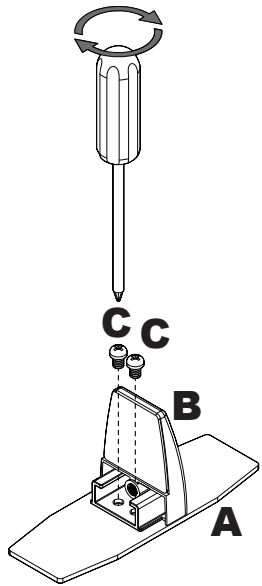
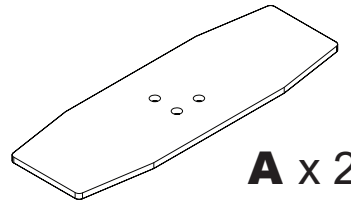
Tools Needed:
Allen Wrench
(Included)
Screw Driver
(not Included)



C x 4
M4 x 5mm

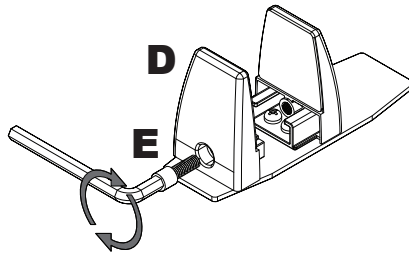


E x 2
M6 x 16mm



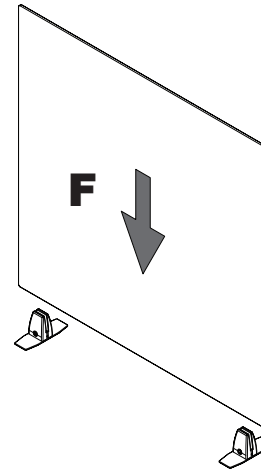
①

Attach B to A with Screws C




②

Attach D with Screw E



③

Install F into Assembled Clamps



④

Tighten Clamps

Call Us at
1-800-944-4573
for Orders or Inquiries