

***Luxor RECLAIM Frosted Acrylic
48" x 30" Tabletop Sneeze
Guard Desk Divider***

Instruction Manual



Provided by

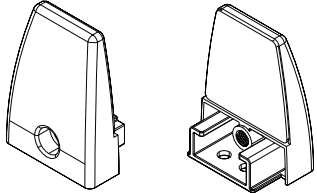
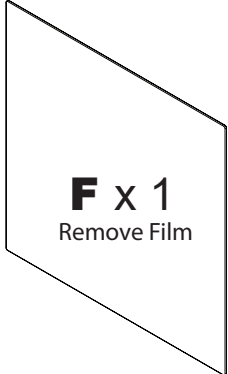
MyBinding.com
When Image Matters.

Call Us at 1-800-944-4573

DIVTT 2 Clamp Table Top Divider Panel Assembly Guide

Part List

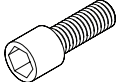
Tools Needed:
Allen Wrench
(Included)
Screw Driver
(not Included)



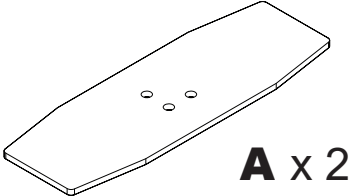
D x 2 **B x 2**



C x 4
M4 x 5mm

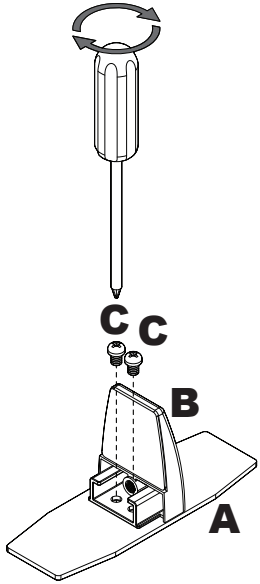


E x 2
M6 x 16mm



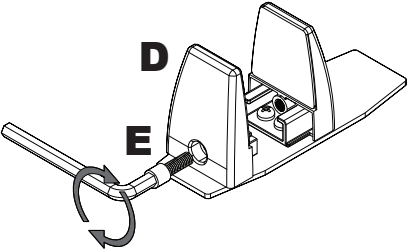
A x 2

Call Us at
1-800-944-4573
for Orders or Inquiries



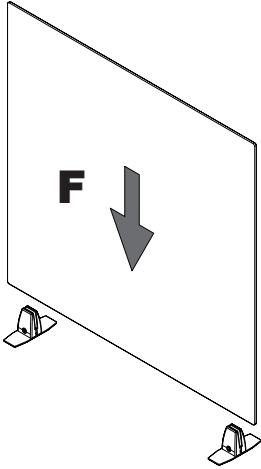
1

Attach B to A with Screws C



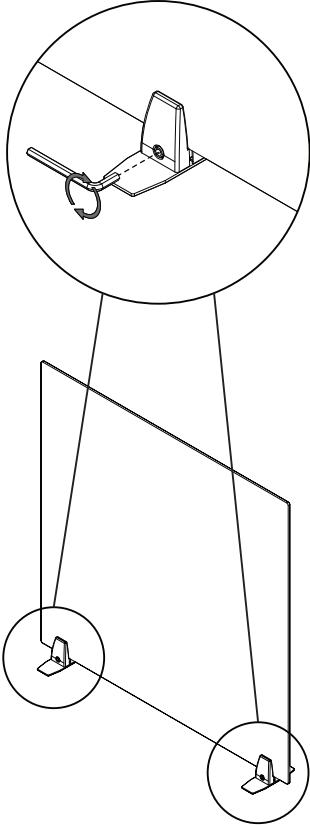
2

Attach D with Screw E



3

Install F into Assembled Clamps



4

Tighten Clamps