

# ***Luxor RECLAIM Clear Acrylic 60" x 24" Tabletop Sneeze Guard Desk Divider***

**Instruction Manual**



*Provided by*

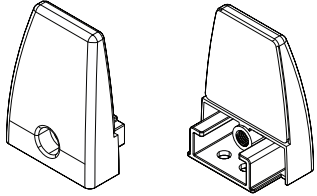
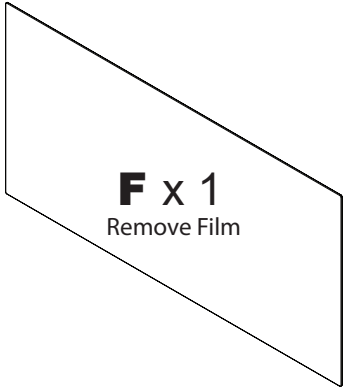
**MyBinding.com**  
*When Image Matters.*

Call Us at 1-800-944-4573

# DIVTT 3 Clamp Table Top Divider Panel Assembly Guide

## Part List

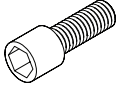
**Tools Needed:**  
 Allen Wrench  
 (Included)  
 Screw Driver  
 (not Included)



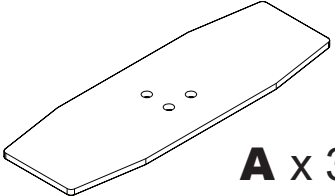
**D x 3**      **B x 3**



**C x 6**  
 M4 x 5mm

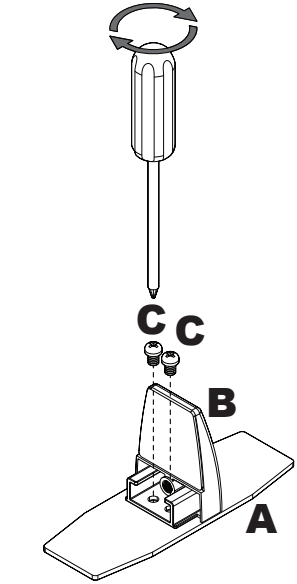


**E x 3**  
 M6 x 16mm



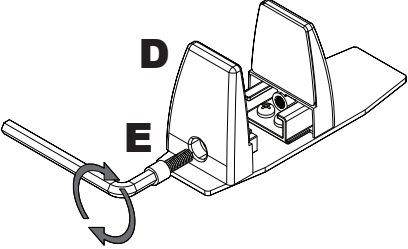
**A x 3**

**Call Us at**  
**1-800-944-4573**  
 for Orders or Inquiries



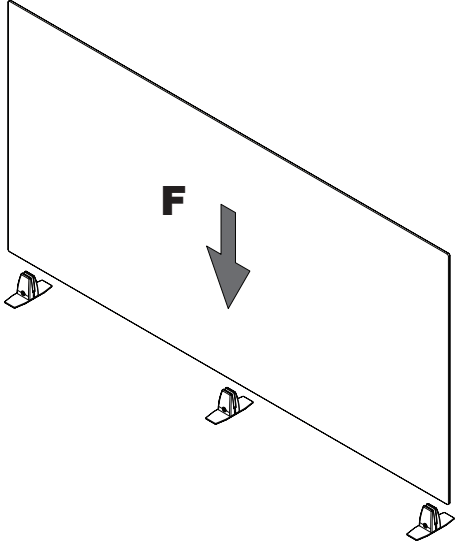
**1**

Attach B to A with Screws C



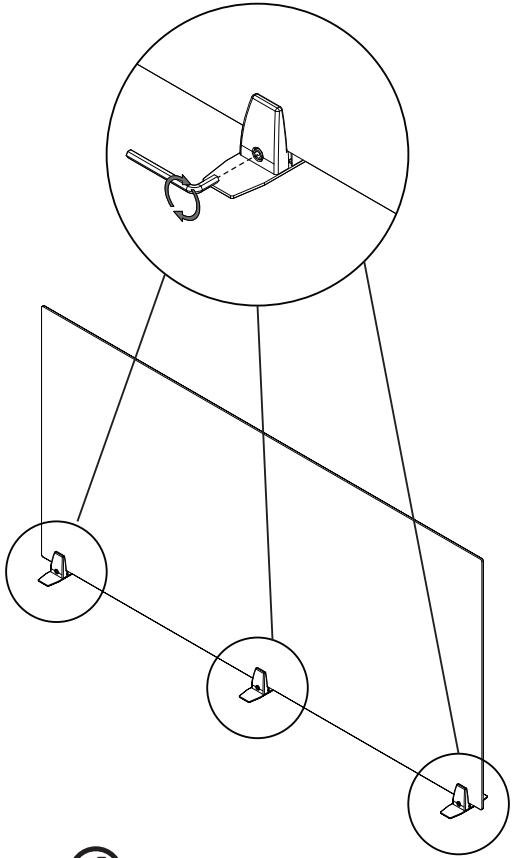
**2**

Attach D with Screw E



**3**

Install F into Assembled Clamps



**4**

Tighten Clamps