

Luxor RECLAIM Clear Acrylic 60" x 30" Tabletop Sneeze Guard Desk Divider

Instruction Manual



Provided by

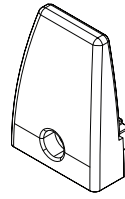
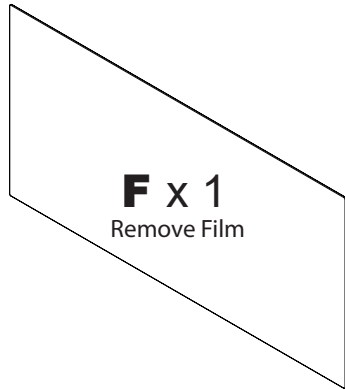
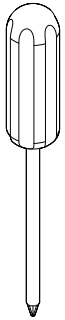
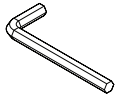
MyBinding.com
When Image Matters.

Call Us at 1-800-944-4573

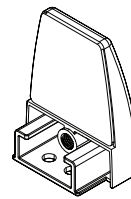
DIVTT 3 Clamp Table Top Divider Panel Assembly Guide

Part List

Tools Needed:
Allen Wrench
(Included)
Screw Driver
(not Included)



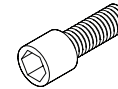
D x 3



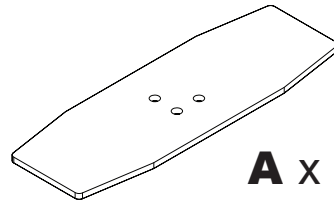
B x 3



C x 6
M4 x 5mm

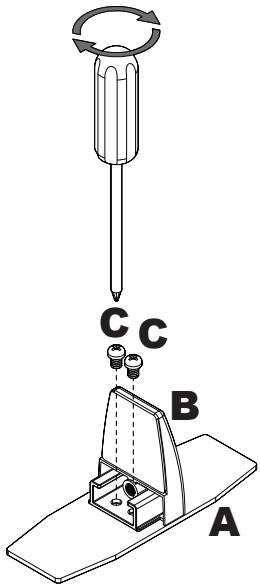


E x 3
M6 x 16mm



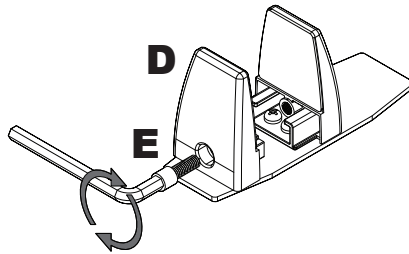
A x 3

Call Us at
1-800-944-4573
for Orders or Inquiries



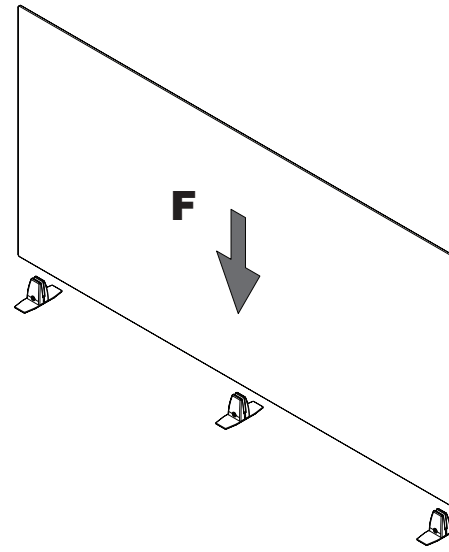
1

Attach B to A with Screws C



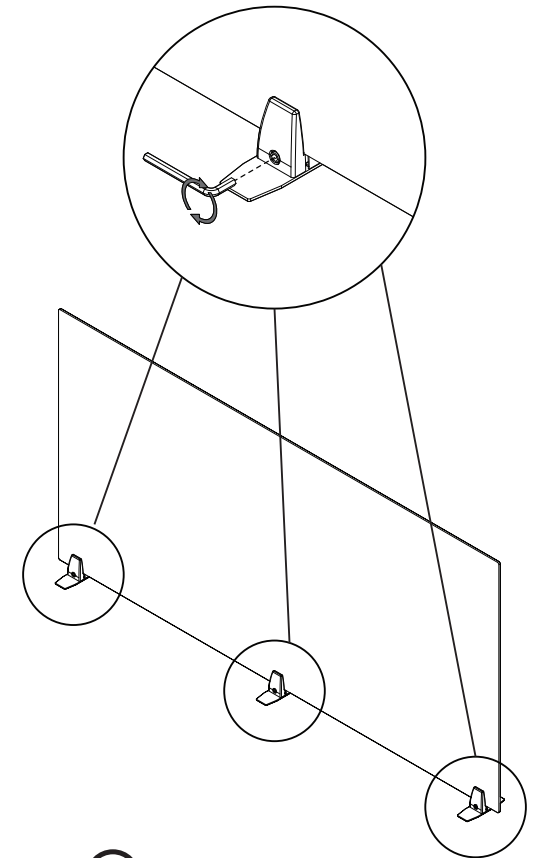
2

Attach D with Screw E



3

Install F into Assembled Clamps



4

Tighten Clamps