

Luxor RECLAIM Clear Acrylic 24" x 30" Clamp-On Sneeze Guard Cubicle Wall Extender

Instruction Manual



Provided by

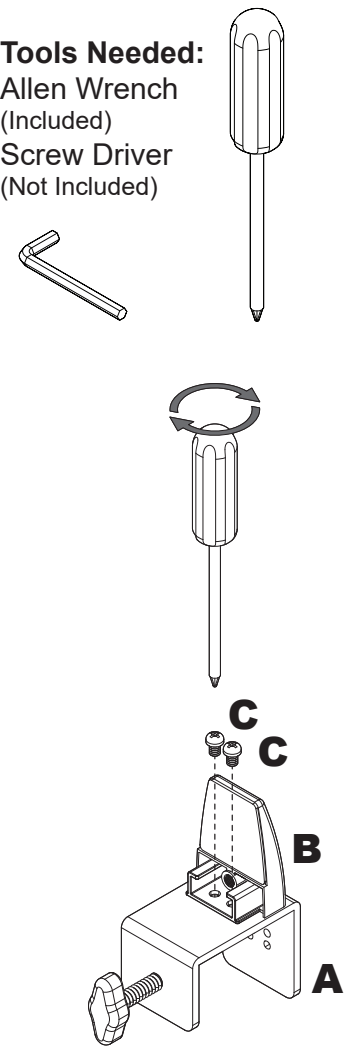
MyBinding.com
When Image Matters.

Call Us at 1-800-944-4573

DIVWT 2 Clamp Wall Top Divider Panel Assembly Guide

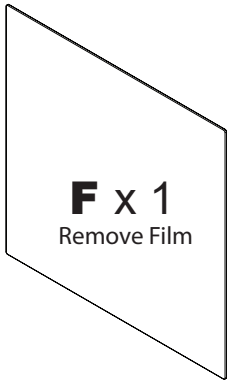
Part List

Tools Needed:
Allen Wrench
(Included)
Screw Driver
(Not Included)



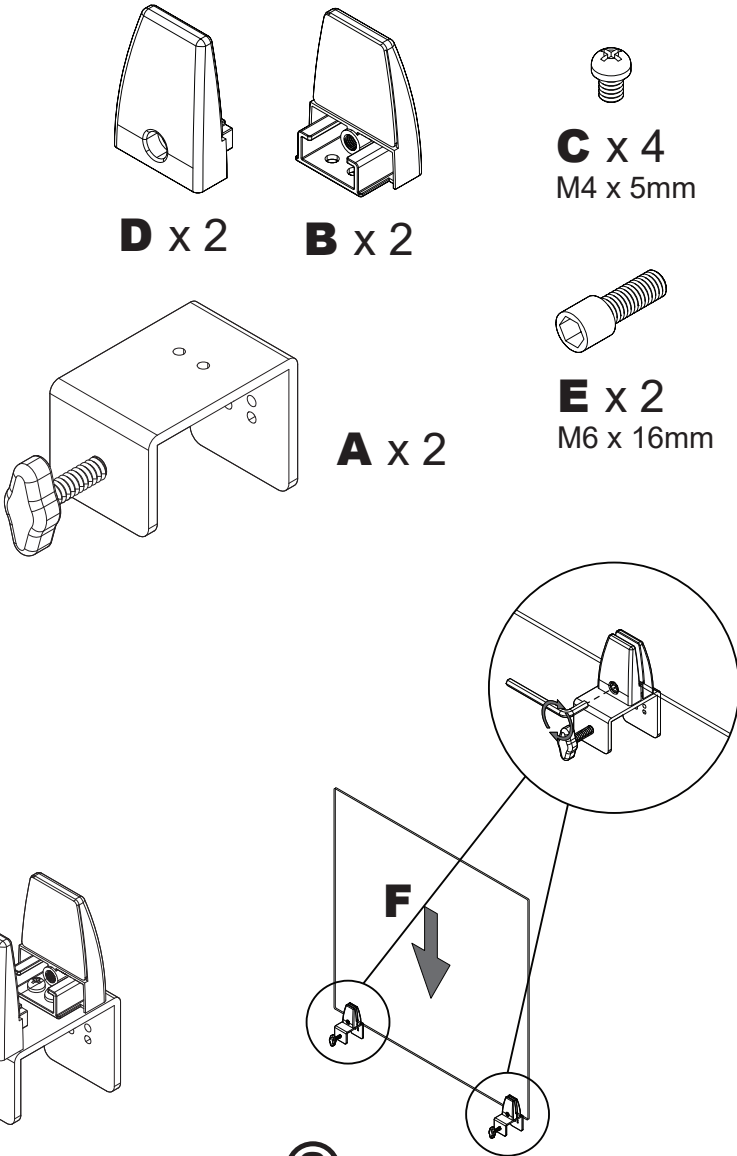
①

Attach B to A with Screws C



②

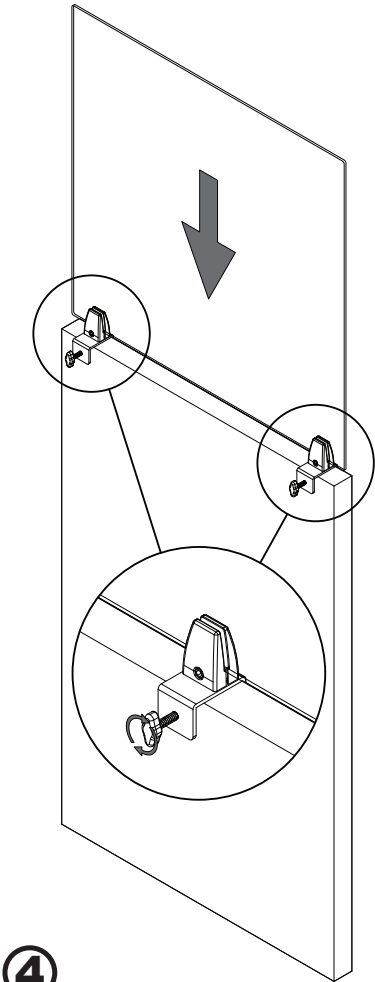
Attach D with Screw E



③

Install F into Assembled Clamps
Tighten Clamps

G x 6
M4 x 16mm
Optional Permanent Mount
Refer to the Back Page



④

Install Divider Panel onto Wall
Tighten Clamps to Wall

DIVWT 2 Clamp Wall Top Divider Panel Assembly Guide

Optional Permanent Mount

Tools Needed:
Allen Wrench
(Included)
Screw Driver
Pencil
(Not Included)

