

Luxor 31.5" Wide Black Stand Up Presentation Station

Instruction Manual



Provided by

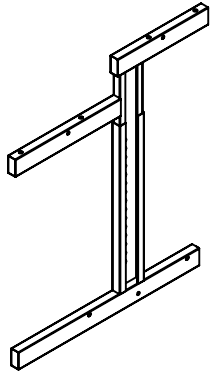
MyBinding.com
When Image Matters.

Call Us at 1-800-944-4573

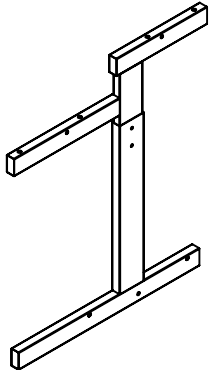
Workstation Instructions

Parts List

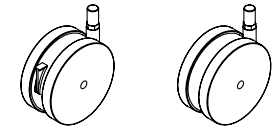
Tools Included



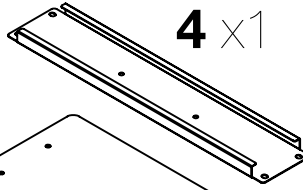
1 x1




2 x1




A x2 B x2



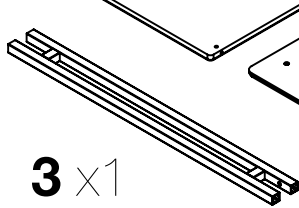
4 x1



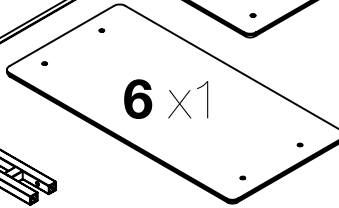
5 x1



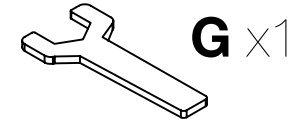
7 x1



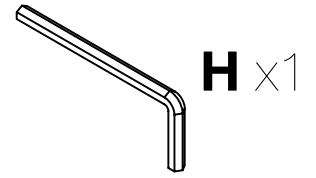
3 x1




6 x1




G x1



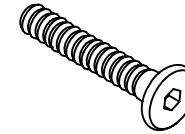
H x1



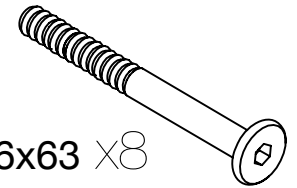
C M6x15 x4



D M6x25 x4

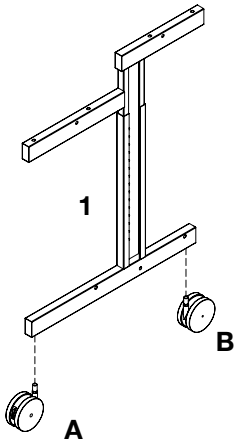


E M6x48 x4

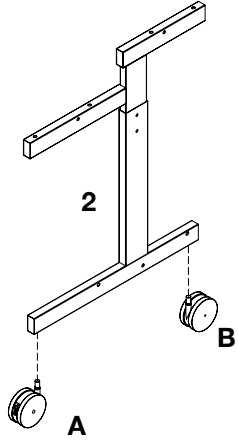


F M6x63 x8

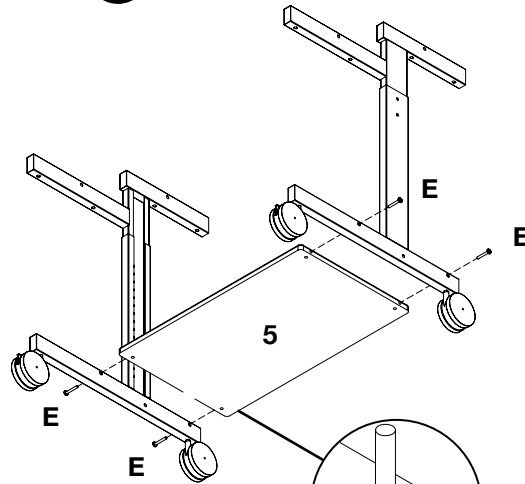
1



2



3



Alignment of the threaded insert may require a screwdriver.

4

