

Quartet 23" x 16" IQ Mobile Whiteboard - TM2316

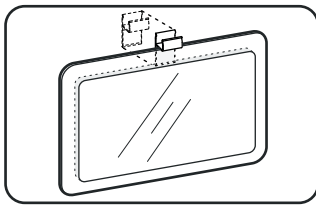
Instruction Manual



Provided by

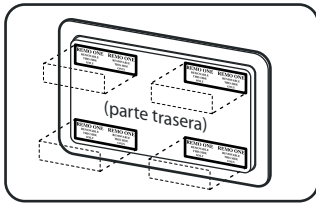
MyBinding.com
When Image Matters.

Call Us at 1-800-944-4573

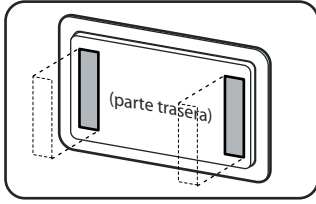


1 Fije el soporte del marcador

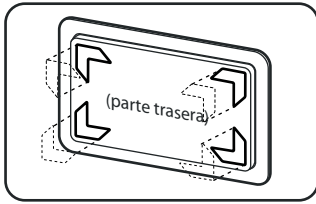
Elija una opción de montaje



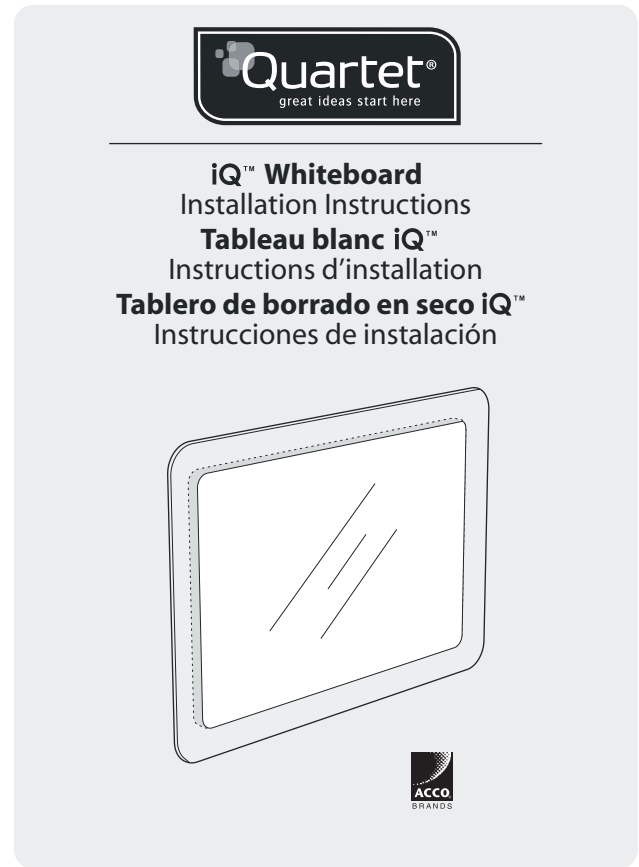
A Almohadillas autoadhesivas



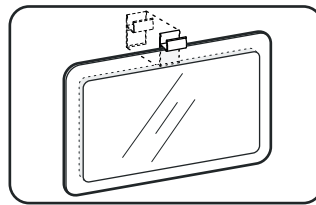
B Imanes



C Agarraderas de tela

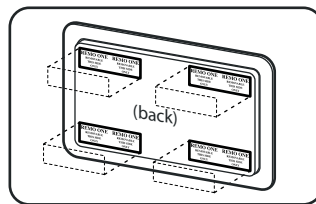


TM1107_8405115_REV3

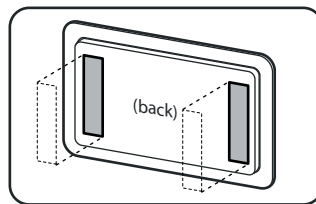


1 Attach Marker Clip

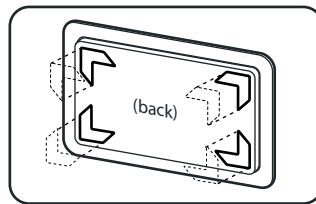
Choose a Mounting Option



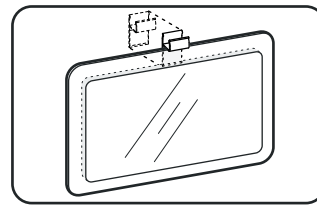
A Self-Stick Pads



B Magnets

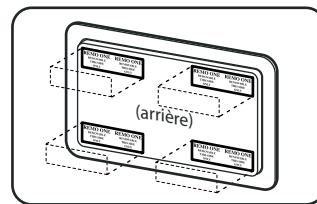


C Fabric Grips

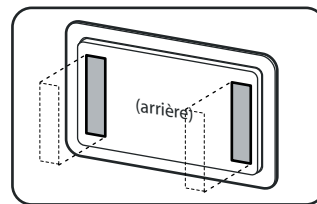


1 Fixer le porte-marqueur

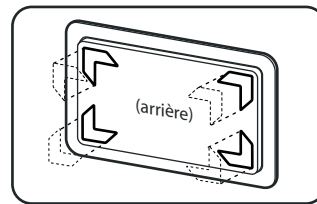
Options de montage



A Coussinets autoadhésifs



B Aimants



C Tissu autoagrippant