

Renz TC20 Manual Thumb Cut Calendar Punch

Instruction Manual



Provided by

MyBinding.com

When Image Matters.

Call Us at 1-800-944-4573

RENZ[®]

BINDING AND LAMINATING SYSTEMS


RENZ TC 20 **NEW**
THUMB CUT PUNCH




**for punching of the thumb cuts for
wall calendars in small editions**




1. Adjust paper stop to paper format



2. Put in paper and punch
(max. 20 pages 70 / 80 g./m²)



3. Take paper with the punched thumb cut from the punch



4. The waste container should be emptied from time to time

Technical data:

**Measurements
without stops:**

L 25 cm x W 5 cm x H 17 cm

Weight:

1,2 kg; 2,64 lb

Punching thickness:

max. 20 pages 70 / 80 g./m² paper (2 mm)

Thumb cut:

ø 20 mm

Max. format:

12", A4